



**CONGRATULATIONS!** Minot State University is pleased to offer you a **FINANCIAL AID OFFER** for the **2020-2021** academic year. You will receive additional email notifications anytime there is a revision.

▶ It's important that you complete the following steps in order to ensure that your financial aid will be applied to your bill.

## From a DESKTOP browser:

### STEP 1 CLAIM YOUR ACCOUNT

If you haven't already done so, follow these steps to claim your North Dakota University System (NDUS) account:

1. Go to **MinotStateU.edu/cc**.
2. Click 'Claim Your Account.'
3. Find your student ID number (also known as your EMPLID) on your acceptance letter or by clicking the 'What is my EMPLID?' link.
4. Enter your student ID number and date of birth, then click 'Continue.'
5. Follow the steps as indicated.

If you have questions, contact the NDUS Help Desk at 1-866-457-6387 or go to **helpdesk.ndus.edu**.

### STEP 2 LOG IN TO CAMPUS CONNECTION

Campus Connection is the system that you'll use to accept or decline your financial aid offer, register for classes, and view and pay your bill. After you've claimed your NDUS account and obtained your username and password, follow these steps to log in to Campus Connection:

1. Go to **MinotStateU.edu/cc**.
2. Click the 'Campus Connection Login' link.
3. On the login page, enter your User ID (e.g., firstname.lastname) and password.
4. Click the 'Log In' button.

After you're logged into Campus Connection, your Student Homepage will be your default screen. Your Campus Connection Student Homepage includes your academic, financial, and personal information.

Campus Solutions Log In  
NDUS Campus Solutions requires authentication using your NDUS identifier.

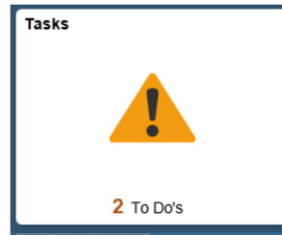
User ID  
[Input Field]

Password  
[Input Field]

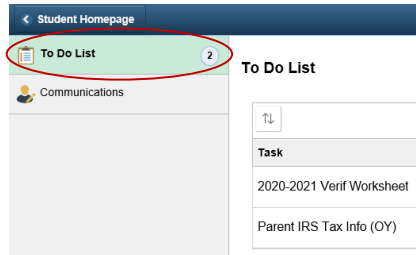
I agree to the terms of the [User Agreement](#)

[Input Field] Log In

### STEP 3 REVIEW TASKS



In Campus Connection, you'll be able to see if you have any **Holds** on your account or if Student Financial Aid is waiting for you to complete an item on your **To Do List**.

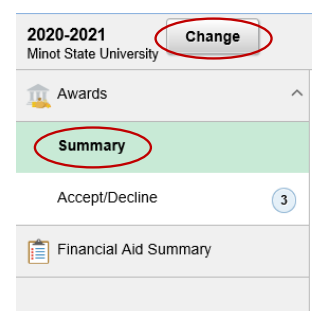



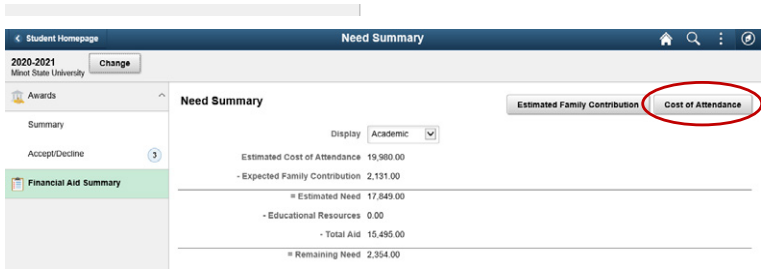
Incomplete items on your **Tasks** tile can delay financial aid processing and prevent class registration. Click 'Tasks' to find out which office is requesting additional information from you.

**Important:** If your FAFSA has been selected for verification, it will show as an item on your Tasks tile. You will not be able to accept your financial aid until that process is completed.

### STEP 4 REVIEW OFFER NOTIFICATION

Go to the **Financial Aid** tile in Campus Connection and click on 'Awards Summary.' Make sure the appropriate aid year is selected.





Under Financial Aid Summary, click on 'Cost of Attendance' to see a breakdown of your tuition and fees, room and meals, books and supplies, and miscellaneous living expenses.

Cost of Attendance

Need Summary Estimated Family Contribution

6 rows

Category	Amount
Books and Supplies	1,100.00
Housing and Meals	7,434.00
Loan Fees	62.00
Misc and Personal Expenses	2,256.00
Transportation Costs	1,232.00
Tuition and Fees	7,896.00
<b>Total</b>	<b>19,980.00</b>

Keep in mind that these are **estimated costs** and not all your expenses will be paid directly to Minot State. The miscellaneous and personal expenses line provides you with estimated costs for additional living expenses, including laundry detergent and toiletries. Minot State encourages you to pursue student employment opportunities rather than seek additional student loans to pay these types of costs.

## STEP 5 ACCEPT/DECLINE OFFERS

Go to the Financial Aid tile in Campus Connection and click 'Accept/Decline'. You may view more details about each offer by clicking on the title of the offer. Click the pencil icon to accept, decline, or reduce your financial aid offer and click 'Submit'. All grants and scholarships are awarded in accepted status.

Award Description/Category	Award Decision	Reduce	Offered	Accepted
Federal Pell Grant OY Grant	Accept	<input type="checkbox"/>	4,195.00	4,195.00
North Dakota State Grant	Accept	<input type="checkbox"/>	2,200.00	2,200.00
Federal Work Study	Select	<input type="checkbox"/>	2,600.00	0.00
Federal Direct Loan Sub #1	Select	<input type="checkbox"/>	4,500.00	0.00
Federal Direct Loan Unsub#1	Select	<input type="checkbox"/>	2,000.00	0.00
<b>Totals</b>			<b>15,495.00</b>	<b>6,395.00</b>

## STEP 6 FIRST TIME BORROWERS

**FEDERAL DIRECT LOAN(S)** – Subsidized/Unsubsidized  
 If you're accepting a Federal Direct Loan, you must complete a Master Promissory Note (MPN) and Entrance Loan Counseling (ELC) through the U.S. Department of Education.

To complete the online MPN and ELC sessions:

1. Go to **StudentAid.gov**.
2. Log in with your FSA ID.
3. Complete Loan Counseling
  - Under the Complete Aid Process on the toolbar
  - Click 'Complete Entrance Counseling'.
  - Click the Start button.
  - Proceed to complete undergraduate Entrance Counseling.
4. Complete Master Promissory Note
  - Under the Complete Aid Process on the toolbar.
  - Click 'Complete Master Promissory Note'.
  - Click the Start button next to MPN for Subsidized/Unsubsidized Loans.

**NURSING LOANS** – If you're accepting a Nursing Loan, you must complete MPN and ELC processes through the nursing loan servicer Heartland ECSI. Once the Nursing Loan is accepted, Heartland ECSI will send an email with instructions and a link to complete the MPN and ELC sessions.

## ENROLLMENT STATUS

Your initial offer is based on full-time enrollment. If you plan to enroll in less than 12 credits per semester, please notify the Financial Aid Office with the number of credits you will be registered for by emailing the Financial Aid Office at [financialaid@MinotStateU.edu](mailto:financialaid@MinotStateU.edu).

**Important:** You must be enrolled in at least six credits to be eligible for Federal Direct Loans or Federal Nursing Loans.



**Log in and check your Minot State Student Email Account often!**

All official campus announcements are sent to your Minot State email account, including information about financial aid, registration, academic advising, campus events, and more!