



FSSE-NSSE

Combined Report 2024

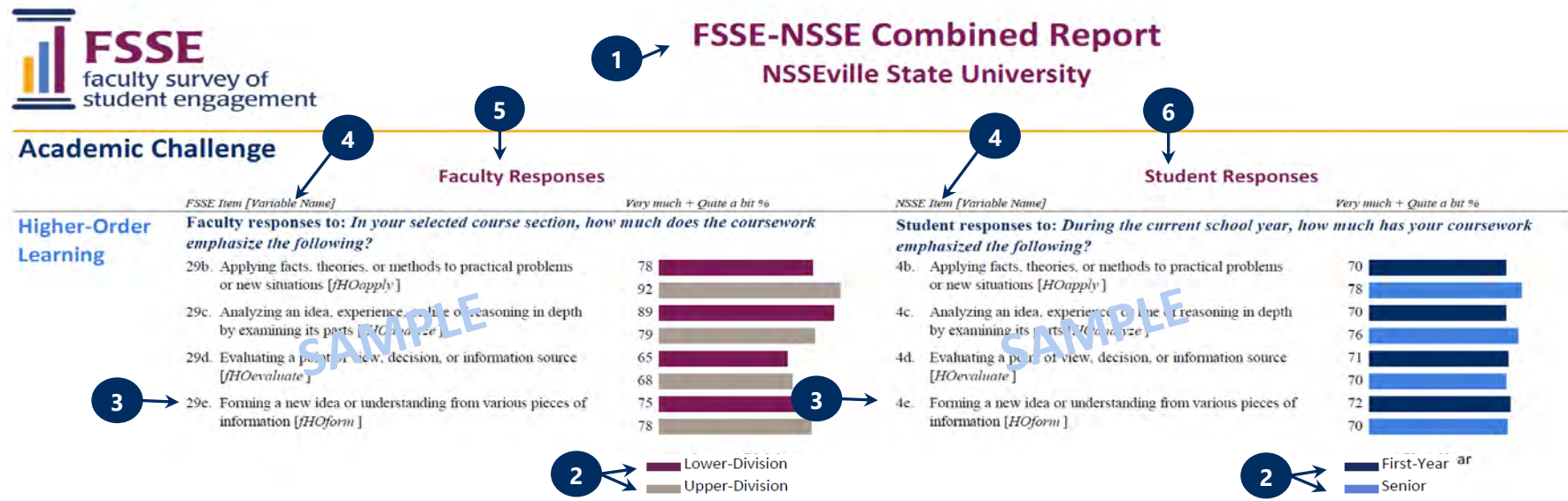
Minot State University

FSSE-NSSE Combined Report 2024

About This Report

The display below highlights details in the *FSSE-NSSE Combined Report* that are important to keep in mind when interpreting your results. For more information about the survey, please visit our website (fsse.iu.edu) or contact a member of the FSSE team.

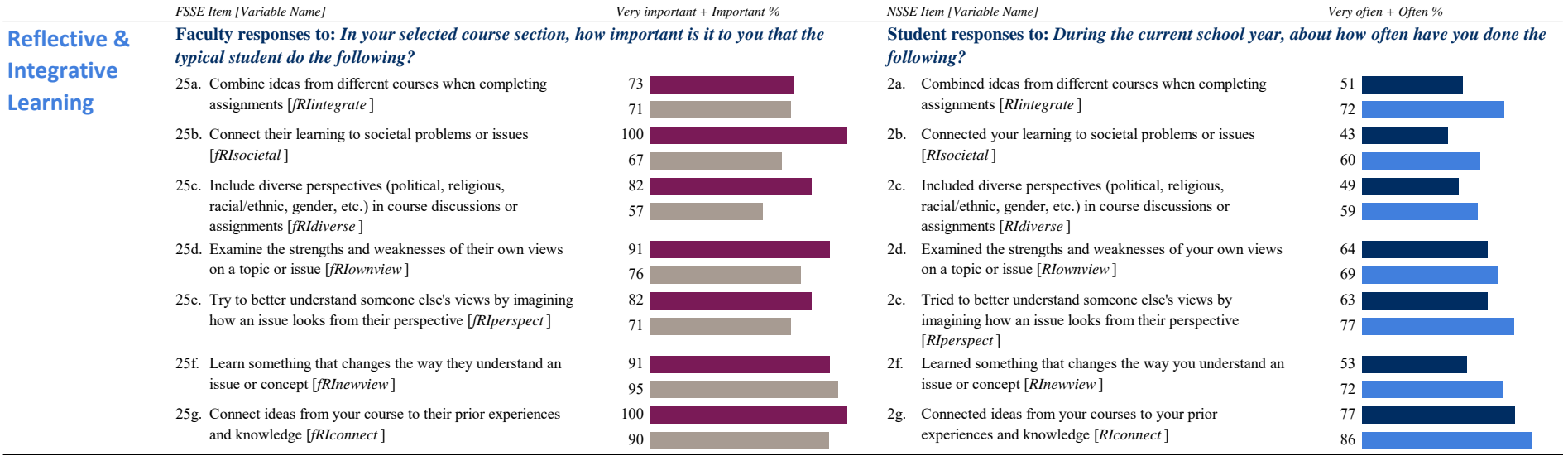
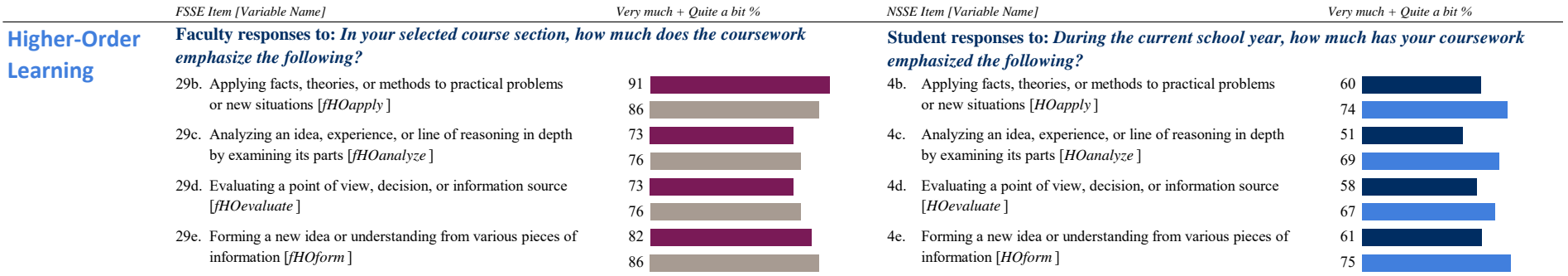
1. **Sample:** The *FSSE-NSSE Combined Report* shows responses from both students and faculty at your institution who completed NSSE and FSSE. This report contains responses from faculty who responded to the survey based on their experiences teaching either a lower- or upper-division course. Data from faculty who responded based on another type of course or who did not report a course level are not included in this report. All student responses are based on information from all randomly selected or census-administered students at your institution.
2. **Class level:** Frequency distributions are reported separately for faculty who report teaching lower-division or upper-division courses. Student responses are reported separately for first-year students and seniors as reported by your institution.
3. **Item numbers:** Item numbering corresponds to the survey facsimiles included in your *Institutional Report* and available on the NSSE and FSSE websites.
4. **Item wording and variable names:** Survey items are worded as they appear on the instrument. Variable names are included for easy reference to your data file, codebook, and other reports.
5. **Faculty responses:** The percentage of faculty who selected the indicated response categories. To match the response categories provided on the FSSE instrument, this column heading varies throughout the report.
6. **Student responses:** The percentage of students who selected the indicated response categories. To match the response categories provided on the NSSE instrument, this column heading varies throughout the report. The distribution of student responses match those in your NSSE *Frequencies and Statistical Comparisons* report.



Academic Challenge

Faculty Responses

Student Responses (from NSSE 2024)



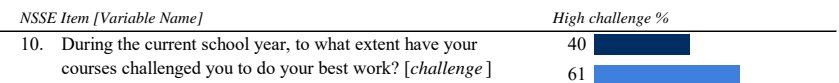
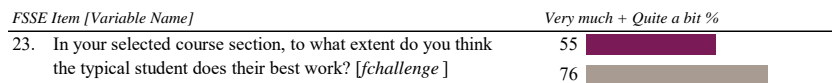
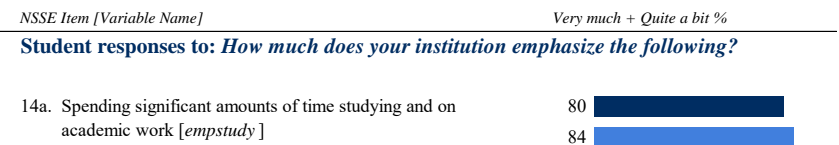
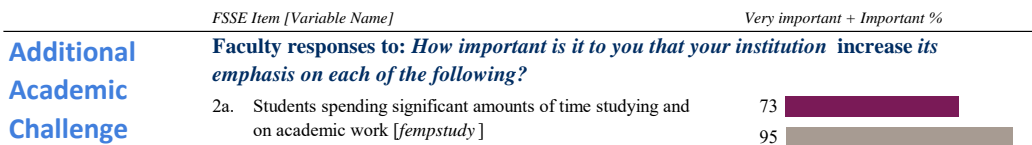
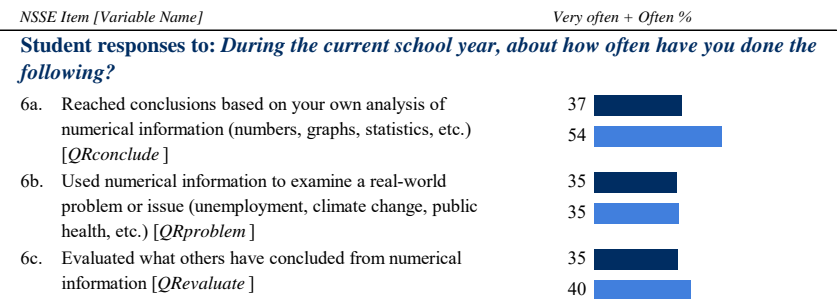
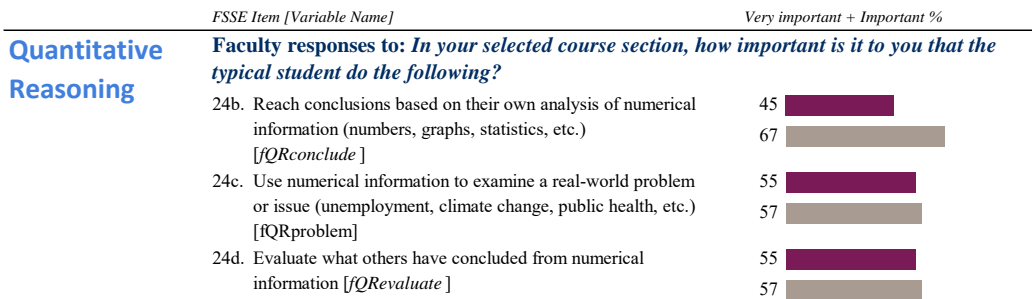
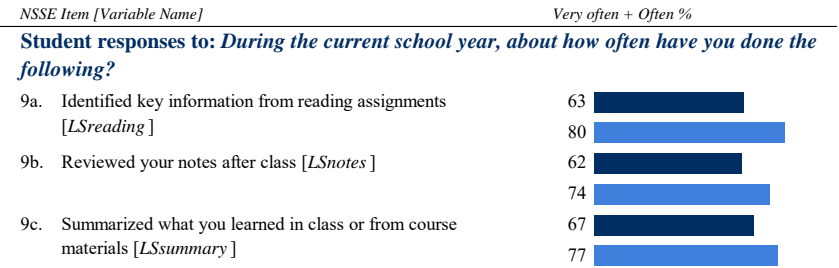
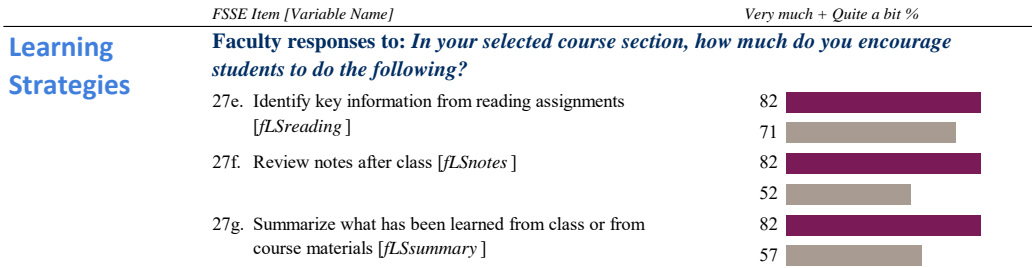
■ Lower-Division
■ Upper-Division

■ First-Year
■ Senior

Academic Challenge (continued)

Faculty Responses

Student Responses (from NSSE 2024)



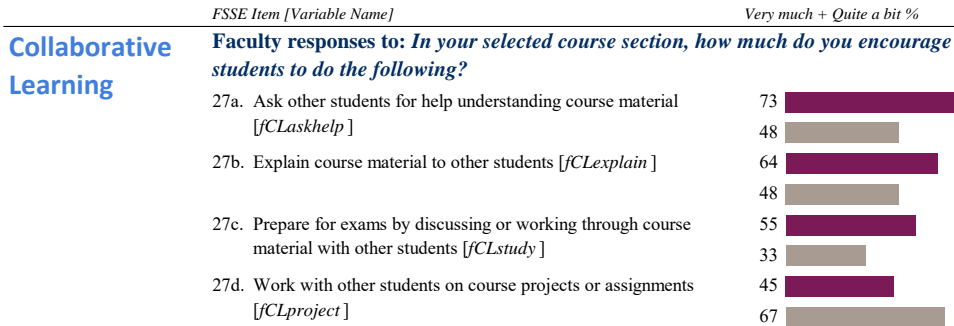
Note. Response options ranged from 1=Not at all to 7=Very much; High challenge (6 or 7).

Lower-Division
Upper-Division

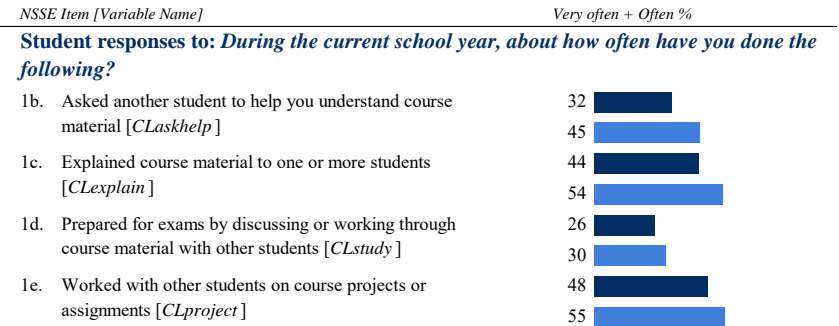
First-Year
Senior

Learning with Peers

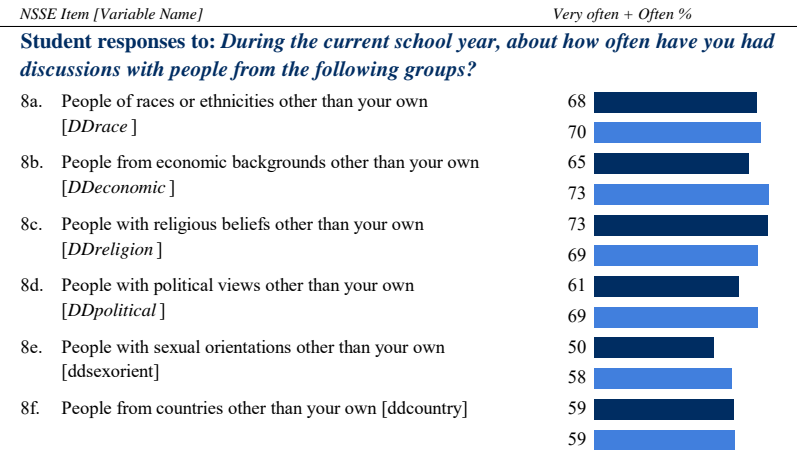
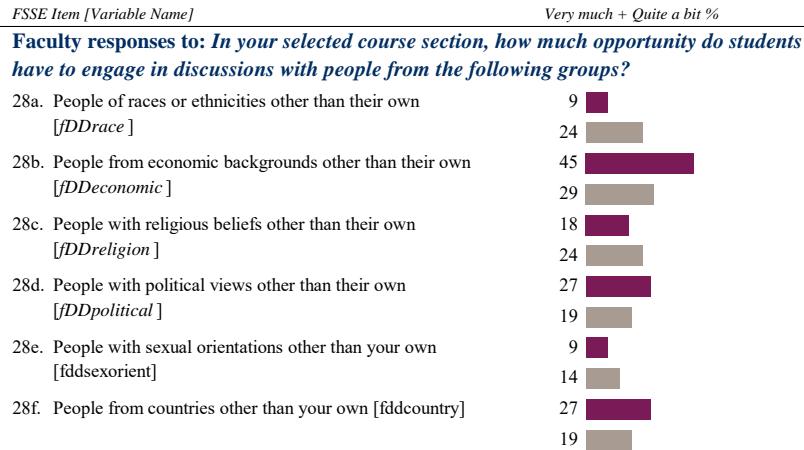
Faculty Responses



Student Responses (from NSSE 2024)



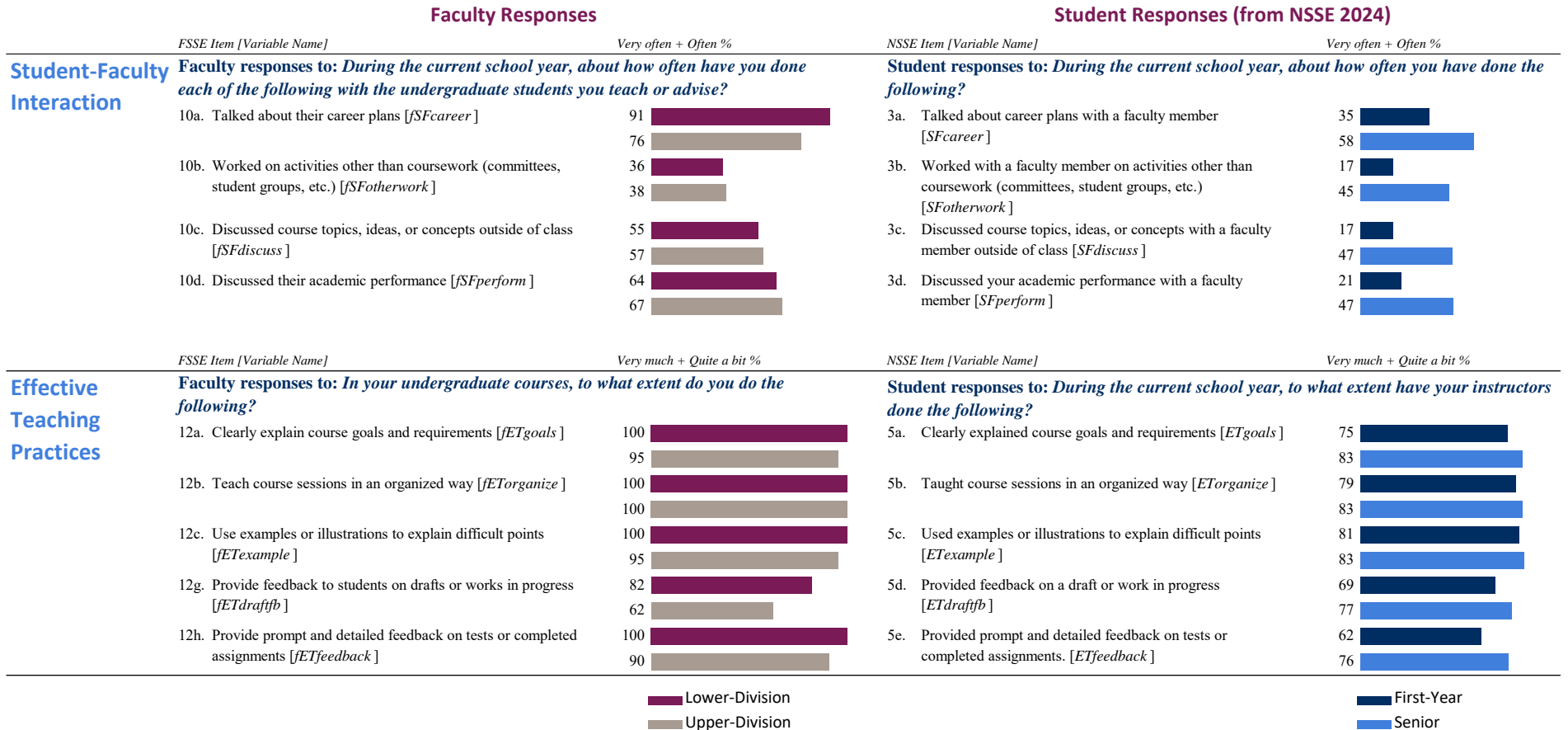
Discussions with Diverse Others























































Lower-Division
Upper-Division

First-Year
Senior

Experiences with Faculty



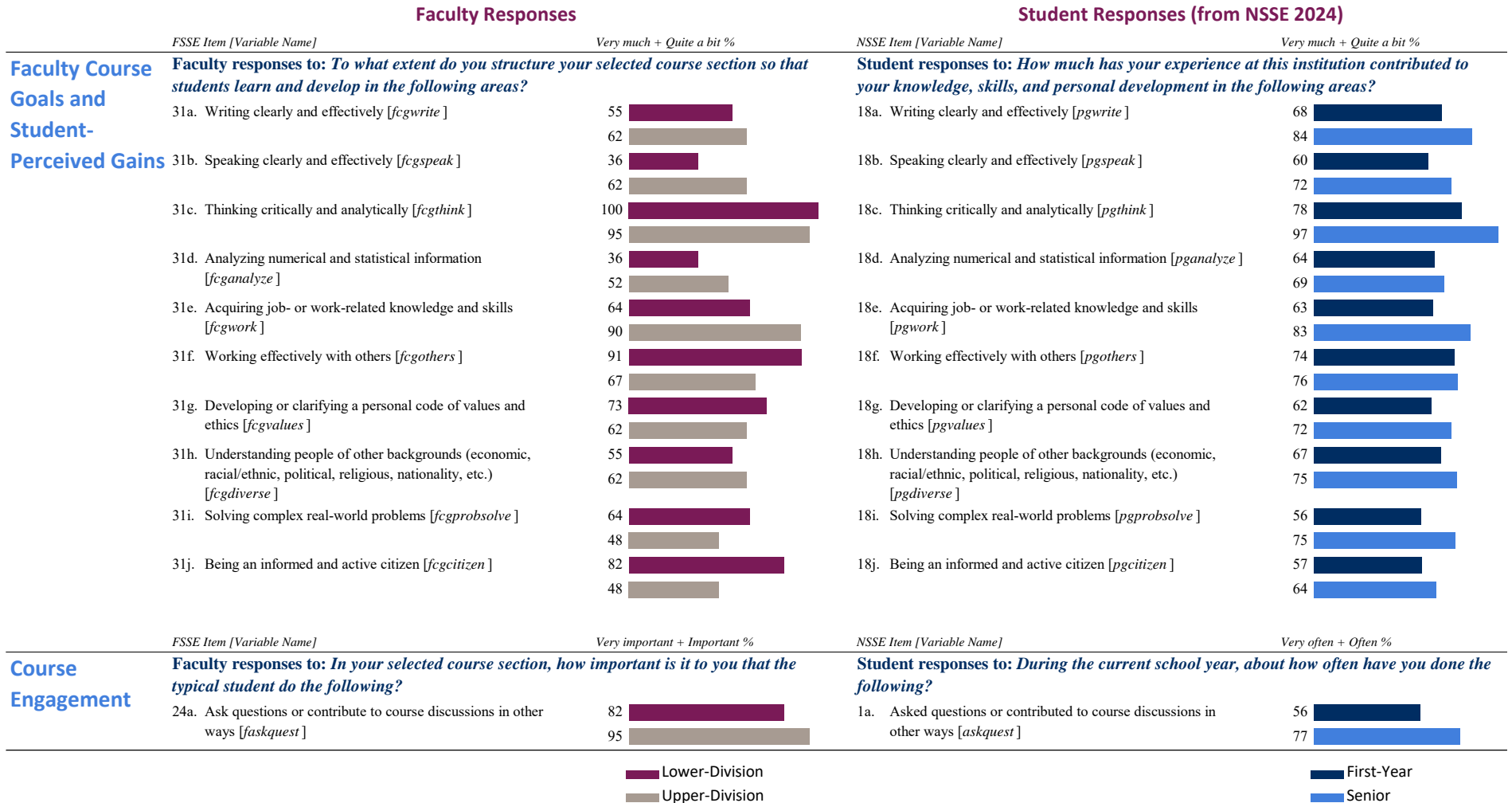
Campus Environment

	Faculty Responses	Student Responses (from NSSE 2024)
<i>FSSE Item [Variable Name]</i>	<i>High ratings %</i>	<i>High ratings %</i>
Quality of Interactions	Faculty responses to: Indicate your perception of the quality of student interactions with the following people at your institution.	
4a. Other students [fQIstudent]	45 	13a. Students [QIstudent]
	33 	57 
4b. Academic advisors [fQIadvisor]	27 	66 
	38 	66 
4c. Faculty [fQIfaculty]	36 	74 
	29 	61 
4d. Student services staff (career services, student activities, housing, etc.) [fQIstaff]	36 	69 
	24 	38 
4e. Other administrative staff and offices (registrar, financial aid, etc.) [fQIadmin]	40 	54 
	24 	56 
		62 
	<small>Note: Response options for faculty and student Quality of Interactions items ranged from 1=Poor to 7=Excellent; High ratings (6 or 7).</small>	
<i>FSSE Item [Variable Name]</i>	<i>Very important + Important %</i>	<i>NSSE Item [Variable Name]</i>
		<i>Very much + Quite a bit %</i>
Supportive Environment	Faculty responses to: How important is it to you that your institution increase its emphasis on each of the following?	
2b. Providing support to help students succeed academically [fSEacademic]	73 	14b. Providing support to help students succeed academically [SEacademic]
	100 	73 
2c. Students using learning support services (tutoring services, writing center, etc.) [fSElearnsup]	82 	74 
	90 	69 
2d. Encouraging contact among students from different backgrounds (social, racial/ethnic, religious, etc.) [fSEdiverse]	91 	66 
	95 	55 
2e. Providing opportunities for students to be involved socially [fSEsocial]	82 	66 
	90 	67 
2f. Providing support for students' overall well-being (recreation, health care, counseling, etc.) [fSEwellness]	91 	70 
	86 	60 
2g. Helping students manage their non-academic responsibilities (work, family, etc.) [fSEnonacad]	91 	63 
	71 	33 
2h. Students attending campus activities and events (performing arts, athletic events, etc.) [fSEactivities]	73 	45 
	62 	57 
2i. Students attending events that address important social, economic, or political issues [fSEevents]	82 	70 
	76 	30 
		47 

Lower-Division
 Upper-Division

First-Year
 Senior

Additional Engagement Items



Additional Engagement Items (continued)

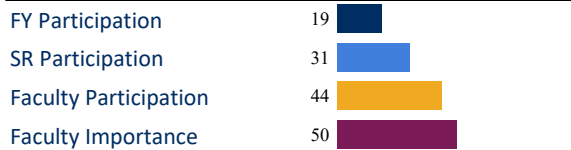
Faculty Responses		Student Responses (from NSSE 2024)	
FSSE Item [Variable Name]	Very important + Important %	NSSE Item [Variable Name]	Done or in progress %
Student Leadership		Student responses to: Which of the following have you done while in college or do you plan to do before you graduate?	
Faculty responses to: How important is it to you that undergraduates at your institution do the following before they graduate?		Student responses to: Which of the following have you done while in college or do you plan to do before you graduate?	
1b. Hold a formal leadership role in a student organization or group [fleader]	36 43	11b. Hold a formal leadership role in a student organization or group [leader]	16 47
Memorization		Student responses to: During the current school year, how much has your coursework emphasized the following?	
Faculty responses to: In your selected course section, how much does the coursework emphasize the following?		Student responses to: During the current school year, how much has your coursework emphasized the following?	
29a. Memorizing course material [fmemorize]	45 19	4a. Memorizing course material [memorize]	69 56
Time Spent by Students		Student responses to: About how many hours do you spend in a typical 7-day week doing the following?	
Faculty responses to: In an average 7-day week, about how many hours do you think the typical student in your selected course section spends doing each of the following?		Student responses to: About how many hours do you spend in a typical 7-day week doing the following?	
22a. Preparing for class (studying, reading, writing, doing homework or lab work, analyzing data, rehearsing, and other academic activities) [fmprep]	0 0	16a. Preparing for class (studying, reading, writing, doing homework or lab work, analyzing data, rehearsing, and other academic activities) [tmprep]	37 35
22b. Participating in co-curricular activities (organizations, campus publications, student government, fraternity or sorority, intercollegiate or intramural sports, etc.) [fmcocurr]	27 0	16b. Participating in co-curricular activities (organizations, campus publications, student government, fraternity or sorority, intercollegiate or intramural sports, etc.) [tmcocurr]	7 7
22c. Working for pay on campus [fmworkon]	9 0	16c. Working for pay on campus [tmworkon]	0 6
22d. Working for pay off campus [fmworkoff]	82 71	16d. Working for pay off campus [tmworkoff]	38 54
22e. Doing community service or volunteer work [fmservice]	0 0	16e. Doing community service or volunteer work [tmservice]	2 1
22f. Relaxing and socializing (time with friends, video games, TV or videos, keeping up with friends online, etc.) [fmrelax]	36 38	16f. Relaxing and socializing (time with friends, video games, TV or videos, keeping up with friends online, etc.) [tmrelax]	15 18
22g. Providing care for dependents (children, parents, etc.) [fmcare]	0 14	16g. Providing care for dependents (children, parents, etc.) [tmcare]	5 23
22h. Commuting to campus (driving, walking, etc.) [fmcommute]	0 5	16h. Commuting to campus (driving, walking, etc.) [tmcommute]	3 1

Lower-Division
 Upper-Division

First-Year
 Senior

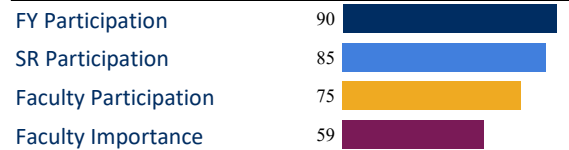
High-Impact Practices

Learning Community



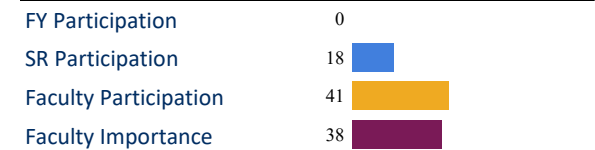
NSSE variable: 11c *learncom*; FSSE variables: 1c *flearncom*, 8b *fdlearncom*

Service-Learning



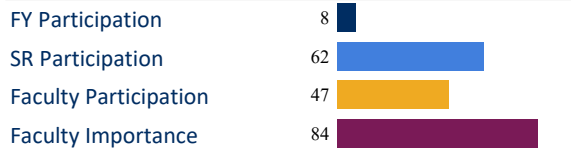
NSSE variable: 12 *servcourse*; FSSE variables: 1g *fservice*, 11 *fservcourse*

Research with Faculty



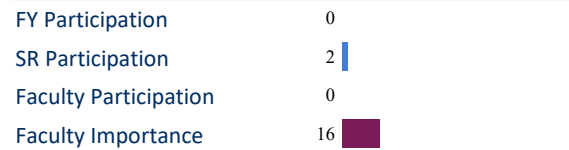
NSSE variable: 11e *research*; FSSE variables: 1e *fresearch*, 8d *fdresearch20*

Internship or Field Experience



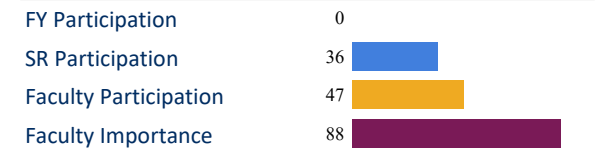
NSSE variable: 11a *intern*; FSSE variables: 1a *fintern*, 8a *fdintern20*

Study Abroad



NSSE variable: 11d *abroad*; FSSE variables: 1d *fabroad*, 8c *fdabroad*

Senior Culminating Experience



NSSE variable: 11f *capstone*; FSSE variables: 1f *fcapstone*, 8e *fdcapstone*

FY/SR Participation

The "FY Participation" and "SR Participation" figures display the percentage of first-years and seniors who have participated in the particular High-Impact Practice. Percentages represent the proportion of students responding "Done or in Progress" except for service-learning which is the percentage who responded that at least "Some" courses included a community-based project.

Faculty Participation

The "Faculty Participation" figures display the percentage of your faculty who participate in these High-Impact Practices in a typical week. For Service-Learning, this represents the percentage of faculty responding that at least "Some" of their courses include a service-learning component. For the remaining experiences, this represents the percentage of faculty responding "Yes" to participating in the given activity during the current school year.

Faculty Importance

The "Faculty Importance" figures display the percentage of your faculty who believed it was "Very important" or "Important" for undergraduates at your institution to participate in the particular High-Impact Practice before they graduate.