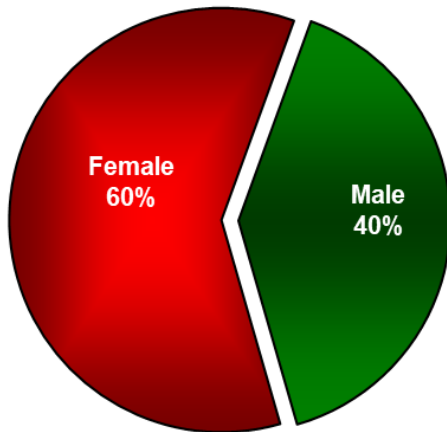


Enrollment by Gender

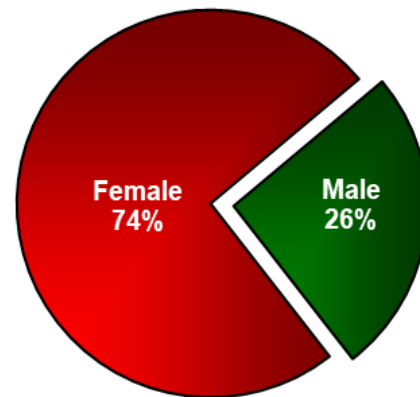
Full-time - Enrolled in 12-24 Semester Hours

Part-time-Enrolled in 1-11 Semester Hours

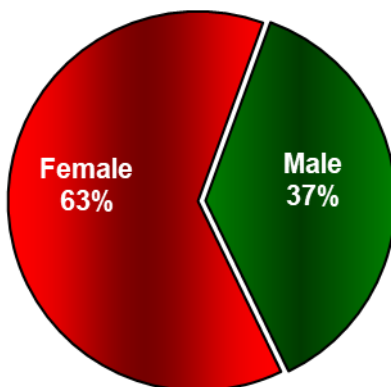
Undergraduate FT Enrollment



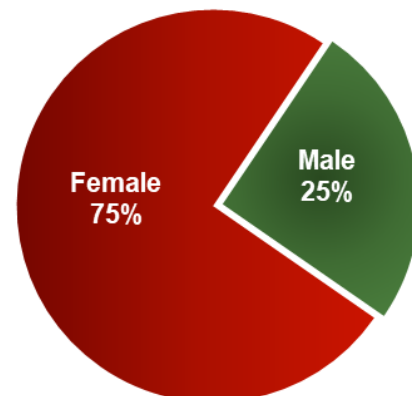
Graduate FT Enrollment



Undergraduate PT Enrollment



Graduate PT Enrollment



Source: NDUHSRA- Headcounts and FTE Enrollments Pg. 5 Institution Totals- Registrar's Office 4th Week Official Enrollment Report