

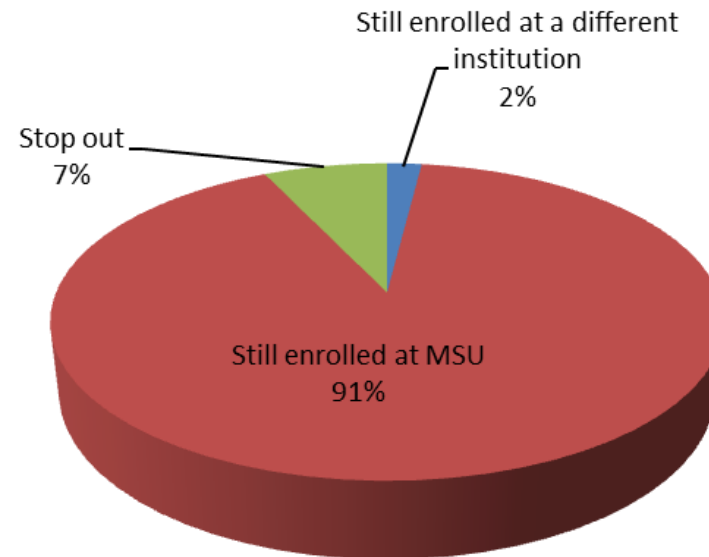
DATA METRICS

- Formed as a result of Strategic Enrollment Management (SEM) project
- Comprised of :
 - IR Office (Cari Olson)
 - Registrar's Office (Rebecca Porter)
 - Enrollment Services Office (Seinquis Slater)
 - Center for Extended Learning (Jolina Miller)
- Charged to provide SEM and President's Staff with monthly and annual reports covering a multitude of areas
 - Weekly enrollment reports
 - Enrollment Projections
 - US News & World Report Rankings
 - Yield Report (Applicants-Matriculated-Enrolled)
 - Survey Data (CSI, NSSE)
 - Retention Data and Graduation Data
 - Enrolled by Major –Minor Report
 - IPEDS reports
 - Cohort Analysis
- Cohort Analysis
 - The concept of this report is to track cohort student enrollment through graduation
 - Data Metrics found that although we have Hobson's this only tracks Inquiry to 1st year enrollment
 - Data Metrics investigated software that would track a student's enrollment and found that Hobson's Retain would be the best option, however the cost was upwards of \$30,000 and it was mentioned that NDUS may be implementing this as a result of the Governor's plan on course completions sometime in the near future.
 - Data Metrics decided to create this database manually
 - Summer 2013 the following cohorts were ran and compiled
 - 2008
 - 2009
 - 2010
 - 2011
 - 2012
 - Additional Variables were brought in:
 - Credits attempted
 - Credits completed
 - Retention
 - Graduation
 - Student Tracker- National Student Clearing House Information (ran summer 2013)
 - Data Metrics created a Student Status Column based on Student Tracker

- Graduated at a different institution
 - Graduated at MSU
 - Still enrolled at a different institution
 - Still enrolled at MSU
 - Stopped Out
 - Stopped Out and Returned
 - Transferred to another institution
- It is the intent of the Data Metrics team to update the Student Cohort each summer once graduation data has been processed and available through Student Tracker

Student Status	# Students	%
Still enrolled at a different institution	7	1.99%
Still enrolled at MSU	320	90.91%
Stop out	25	7.10%
Grand Total	352	100.00%

2012 Cohort Student Status as of Spring 2013 (1330)

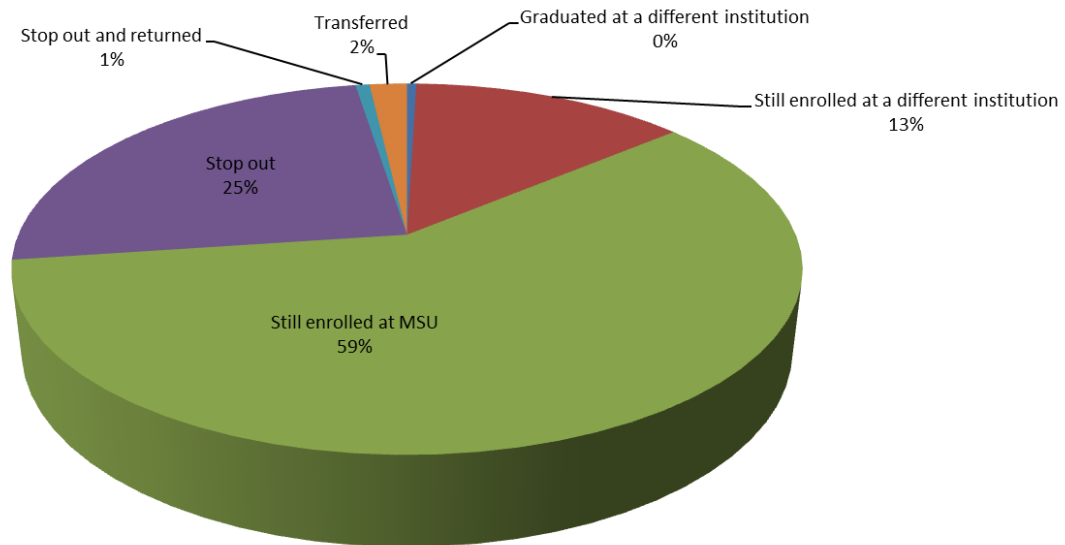


2012 Cohort Status by Major

# Students	Column Labels			
Major & Student Status	Still enrolled at a different institution	Still enrolled at MSU	Stop out	Grand Total
Accounting	1	9		10
Art		12	1	13
Art Education		4		4
Athletic Training		6		6
Biology	1	16	3	20
Broadcasting		7	1	8
Business Education		2	1	3
Chemistry		9		9
Clinical Laboratory Science		1		1
Communication		2		2
Communication Arts		1		1
Communication Disorders	1	16		17
Computer Science		9		9
Corporate Fitness		8	1	9
Criminal Justice	1	16	1	18
Elementary Education		21	3	24
Energy Economics and Finance		4		4
English		1		1
English Education		7		7
Finance		6		6
Foreign Language Education		1		1
General Studies	2	43	4	49
Geology		6	1	7
History		1	1	2
History Education		6		6
Human Serv: Intel & Dev Disabi		1		1
Intellectual & Dev Dis & Autis		1		1
International Business		3		3
Management		14	2	16
Management Information System		5		5
Marketing		2		2
Mathematics Education		2		2
Multimedia Studies		1		1
Music		7	1	8
Music Education		6		6
Nursing		33	2	35
Physical Education		6	1	7
Physics		4		4
Psychology		9		9
Psychology Education		1		1
Radiologic Technology		5	1	6
Social Work		2	1	3
Sociology		2		2
Theatre Arts	1	2		3
Grand Total	7	320	25	352

Student Status	# of Student	%
Graduated at a different institution	2	0.46%
Still enrolled at a different institution	59	13.47%
Still enrolled at MSU	258	58.90%
Stop out	108	24.66%
Stop out and returned	3	0.68%
Transferred	8	1.83%
Grand Total	438	100.00%

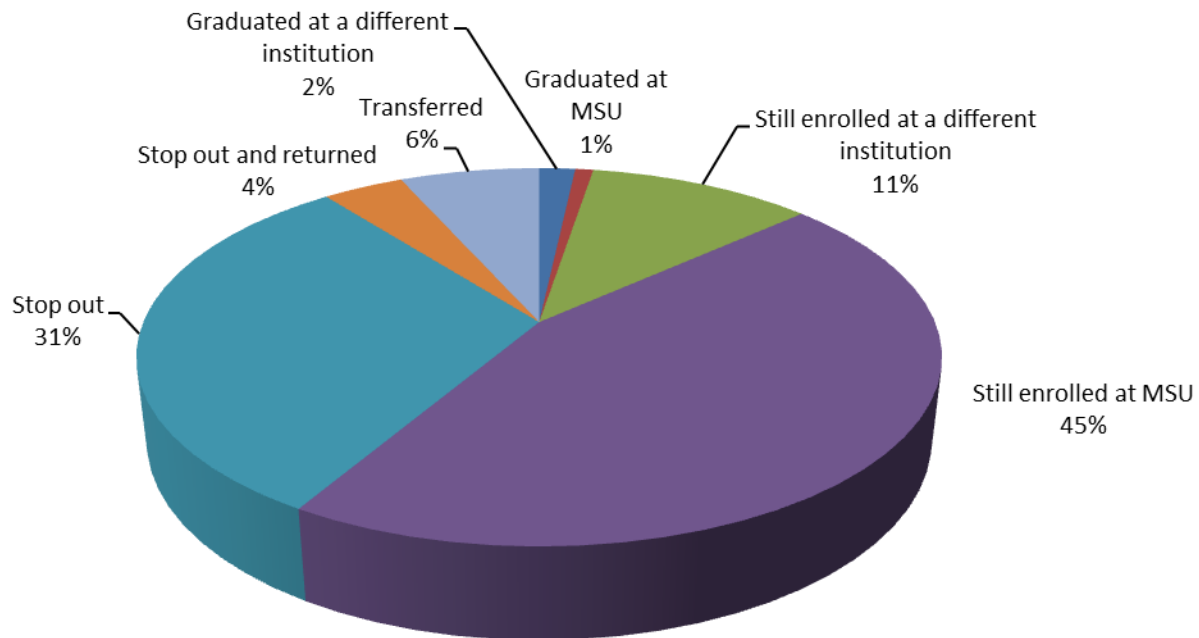
2011 Cohort Status as of Spring 2013 (1330)



Cohort Status by Major							
# of Student	Column La						
Student Status	Graduated at	Still enro	Still enrolled at MSU	Stop out	Stop out and returned	Transferred	Grand Total
Accounting		2	14	2			18
Addiction Studies			1	4			5
Art		1	6	1			8
Athletic Training	1		3	1		1	6
Biology		1	10	5			16
Biology Education		1	1				2
Broadcasting			8	3			11
Business Education		1	4	2			7
Chemistry			4			1	5
Chemistry Education			1				1
Communication			1				1
Communication Disorders			16	1			17
Computer Science		1	6	3			10
Corporate Fitness		3	5				8
Criminal Justice		1	12	7		1	21
Early Childhood Education			1				1
Elementary Education		5	32	8		1	46
Energy Economics and Finance		1	7	1			9
English		1	2	1			4
English Education			2				2
Finance			3	1			4
Foreign Language		1	1				2
Foreign Language Education		1	1				2
General Studies		21	28	27	1	2	79
Geology		2		3	1		6
History				2			2
History Education		1	5		1		7
Human Serv: Intel & Dev Disabi			1				1
Intellectual & Dev Dis & Autis			5	3			8
International Business			4	1			5
Management		1	17	8			26
Management Information System			1	4			5
Marketing		2	4	1			7
Mathematics		1		2			3
Mathematics Education			2	1			3
Multimedia Studies			3				3
Music			3				3
Music Education			4				4
Nursing	1	4	12	3			20
Physical Education			9	2		1	12
Physics		2	1	1		1	5
Psychology		2	4	4			10
Radiologic Technology			7	3			10
Social Work		3	4	2			9
Sociology			1				1
Theatre Arts			2	1			3
Grand Total	2	59	258	108	3	8	438

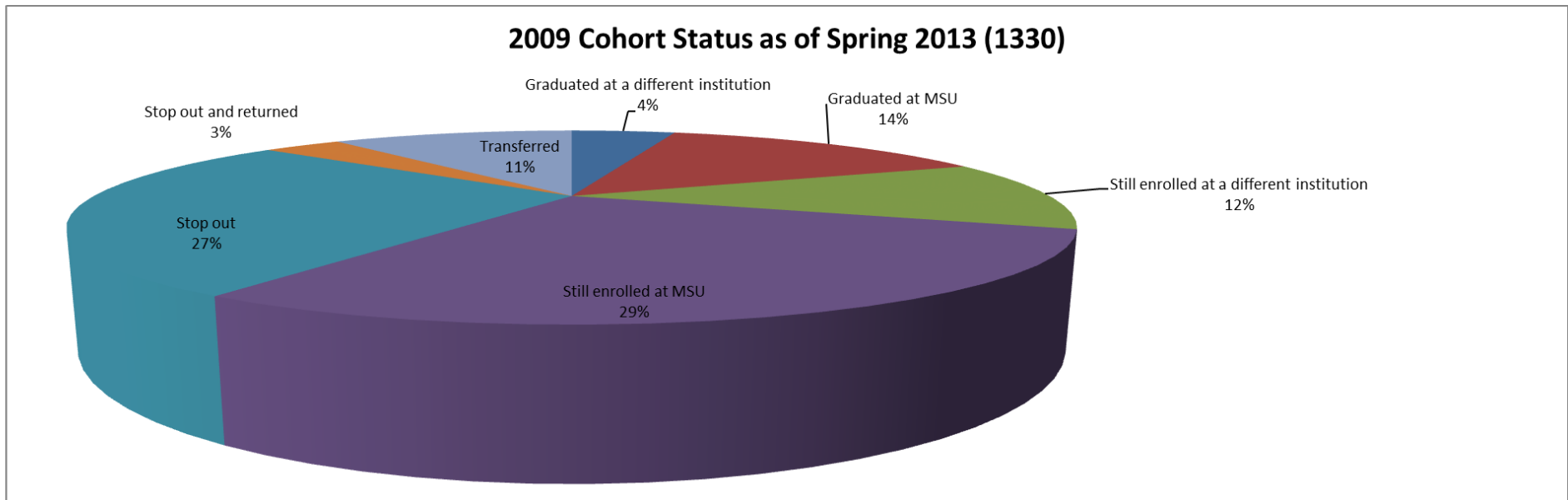
2010 Cohort Status as of Spring 2013	# Students	% Students
Graduated at a different institution	8	1.73%
Graduated at MSU	4	0.86%
Still enrolled at a different institution	50	10.80%
Still enrolled at MSU	209	45.14%
Stop out	143	30.89%
Stop out and returned	18	3.89%
Transferred	31	6.70%
Grand Total	463	100.00%

2010 Cohort Status as of Spring 2013 (1330)



2010 Cohort Status by Major									
# Students	Column Labels								
Major & Student Status	Graduated at a different institution	Graduated at MSU	Still enrolled at a different institution	Still enrolled at MSU	Stop out	Stop out and returned	Transferred	Grand Total	
Accounting			3	7	2			12	
Addiction Studies			1	2	1			4	
Art			1	5	5			11	
Art Education				1	1			2	
Athletic Training			1	4		1		6	
Biology			1	7	3		5	16	
Biology Education				1				1	
Broadcasting				4	2	1		7	
Business Education				2				2	
Chemistry	1		2	6	3		1	13	
Clinical Laboratory Science					1			1	
Communication			1	1	1			3	
Communication Arts Education				1				1	
Communication Disorders			2	21	5	2	1	31	
Computer Science					7	1	1	9	
Corporate Fitness		1		9	4		1	15	
Criminal Justice			1	10	4	1	1	17	
Earth Science Education							1	1	
Elementary Education	1	1	2	23	12	5	2	46	
Energy Economics and Finance		1	1	2	3			7	
English			1	5			1	7	
English Education				1	1			2	
Finance				4				4	
Foreign Language Education				1				1	
General Studies	3		11	8	37		3	62	
Geology				2			1	3	
History			1	1			2	4	
History Education				4	4		1	9	
Human Serv: Intel & Dev Disabi			1		1		1	3	
Intellectual & Dev Dis & Autis			1	3	2	1		7	
International Business				1				1	
Management	2	1	1	20	9	1	1	35	
Management Information System				3	1			4	
Marketing			1	1	1		1	4	
Mathematics			1	1				2	
Mathematics Education				4	1			5	
Multimedia Studies					1			1	
Music				2	2			4	
Music Education			1	3	1			5	
Nursing			7	16	10	3	1	37	
Physical Education	1		3	7	3	1	1	16	
Physics				1	1		1	3	
Psychology			1	2	7			10	
Psychology Education				2	1			3	
Radiologic Technology			1	3				4	
Social Work			2	6	4	1	3	16	
Sociology				2	2			4	
Theatre Arts			1				1	2	
Grand Total	8	4	50	209	143	18	31	463	

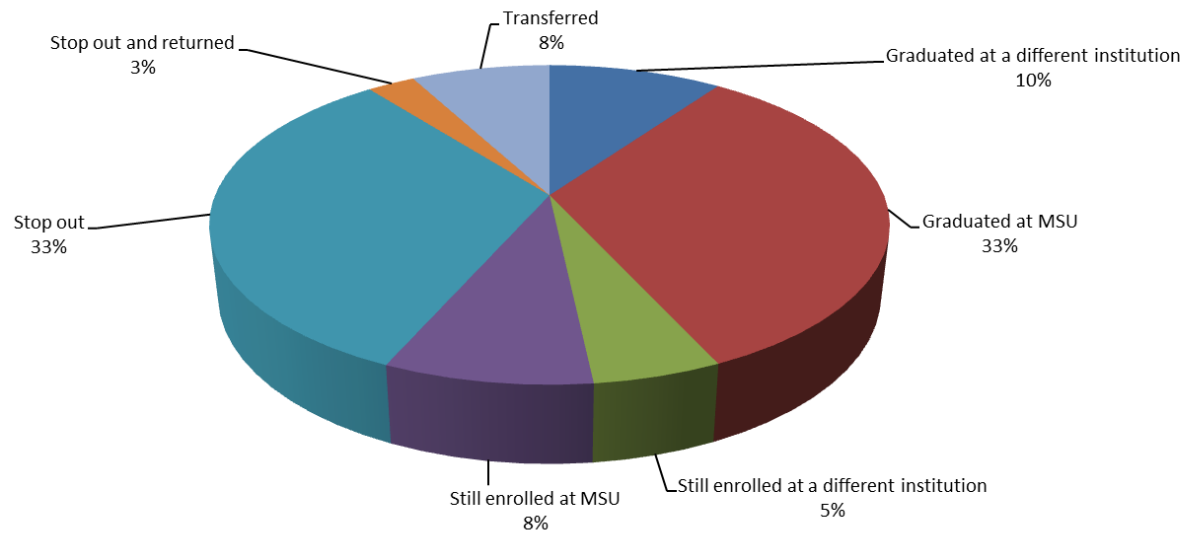
Student Status	# of Student	%
Graduated at a different institution	19	5%
Graduated at MSU	59	14%
Still enrolled at a different institution	49	12%
Still enrolled at MSU	119	29%
Stop out	112	27%
Stop out and returned	14	3%
Transferred	44	11%
Grand Total	416	100%



Cohort Status by Major								
Count of 1330 Student Type	Column Labels							
Row Labels	Graduated at a different institution	Graduated at MSU	Still enrolled at a different institution	Still enrolled at MSU	Stop out	Stop out and returned	Transferred	Grand Total
Accounting	2	3		5	4			14
Addiction Studies				1	3			4
Art			2	2	5		2	11
Art Education				1	1			2
Athletic Training		2			1		1	4
Biology	1	2	2	8	10		2	25
Biology Education				1				1
Broadcasting	1	1		2	2		1	7
Business Education		1					1	2
Chemistry		1	1	1	2		1	6
Clinical Laboratory Science					1			1
Communication Disorders		12	2	3	3		1	21
Computer Science				3	1		1	5
Corporate Fitness				1	1		1	5
Criminal Justice	2	3	2	8	5		1	21
Earth Science Education							1	1
Elementary Education	1	10	4	12	11		1	46
Energy Economics and Finance		1		1				2
English				2	1		1	4
English Education		1	1	2			1	5
Finance	1	1		3				5
Foreign Language				1				1
General Studies	6	1	10	5	15		6	43
Geology		1	1	5	1		1	9
History		1	1	1			1	5
History Education			3	1	3			7
Intellectual & Dev Dis & Autis			1	2	4		1	8
International Business			1	1				2
Management	2	8	2	11	7		1	34
Management Information System	1	2		2				6
Marketing		1			2			3
Mathematics							1	1
Mathematics Education		1					1	2
Music				1	2			3
Music Education				4	2		1	7
Nursing		2	9	10	4		2	29
Physical Education			3	3	9		3	18
Physics			2		1		1	4
Psychology	2	1		5	4		3	15
Radiologic Technology				5			2	7
Social Science			1					1
Social Work		2		4	6		1	13
Sociology			1	1	2		1	5
Theatre Arts		1		1				2
Grand Total	19	59	49	119	113	14	44	417

Student Status	# Students	%
Graduated at a different institution	40	9.85%
Graduated at MSU	135	33.25%
Still enrolled at a different institution	21	5.17%
Still enrolled at MSU	34	8.37%
Stop out	133	32.76%
Stop out and returned	11	2.71%
Transferred	32	7.88%
Grand Total	406	100.00%

2008 Cohort Student Status as of Spring 2013 (1330)



2008 Cohort Status by Major									
# Students	Column Labels								
Major & Student Status	Graduated at a different institution	Graduated at MSU	Still enrolled at a different institution	Still enrolled at MSU	Stop out	Stop out and returned	Transferred	Grand Total	
Accounting		6			3	2		1	12
Addiction Studies		1							1
Art		1	1			10		2	14
Art Education	1	1				1			3
Athletic Training		2							2
Biology	1	2			1	5		1	10
Biology Education						1			1
Broadcasting	1	3				4			8
Business Education		4				1			5
Chemistry	3	2	1		3	3			12
Clinical Laboratory Science		1	1						2
Communication	1				1				2
Communication Disorders	3	19				6			28
Computer Science	2	7	1		1	4	1		16
Corporate Fitness		9			2	3			14
Criminal Justice	1	4	1			5		1	12
Earth Science Education							1		1
Elementary Education	5	19	3		2	11	1	3	44
Energy Economics and Finance		3							3
English		2				2	1		5
English Education	1		1					1	3
Finance	1	5						1	7
Foreign Language		1			1				2
Foreign Language Education	1	1							2
General Studies	2	2	1			18	1	8	32
Geology		2	1		1	1	1	1	7
History		2			1	1			4
History Education					1	1			2
Human Serv: Intel & Dev Disabi	2	1				1			4
Intellectual & Dev Dis & Autis		4			1			1	6
International Business	1	1				1		1	4
Management		9	1		4	15	2	2	33
Management Information System		3				1			4
Marketing	1	2			1	1	1		6
Mathematics						3	1		4
Mathematics Education	1					1		1	3
Music		2			1	2		1	6
Music Education		2				3			5
Nursing	4	3	5		6	7		2	27
Physical Education	1	2	2		1	3		1	10
Physics	1		1			5	1	2	10
Psychology	1	3	1		1	3			9
Radiologic Technology	3	1				1		1	6
Social Work	2	2			1	2		1	8
Sociology						3			3
Theatre Arts		1			1	2			4
Grand Total	40	135	21	34	133	11	32	406	