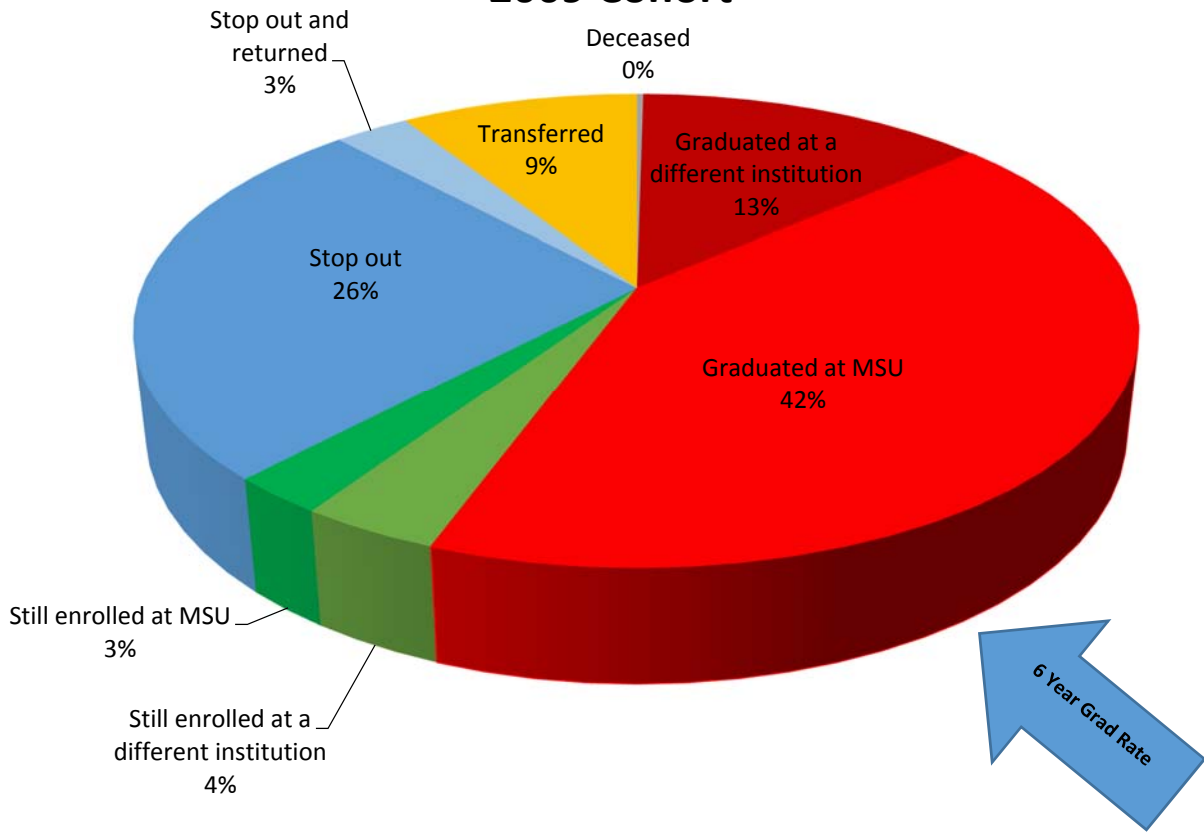


DATA METRICS

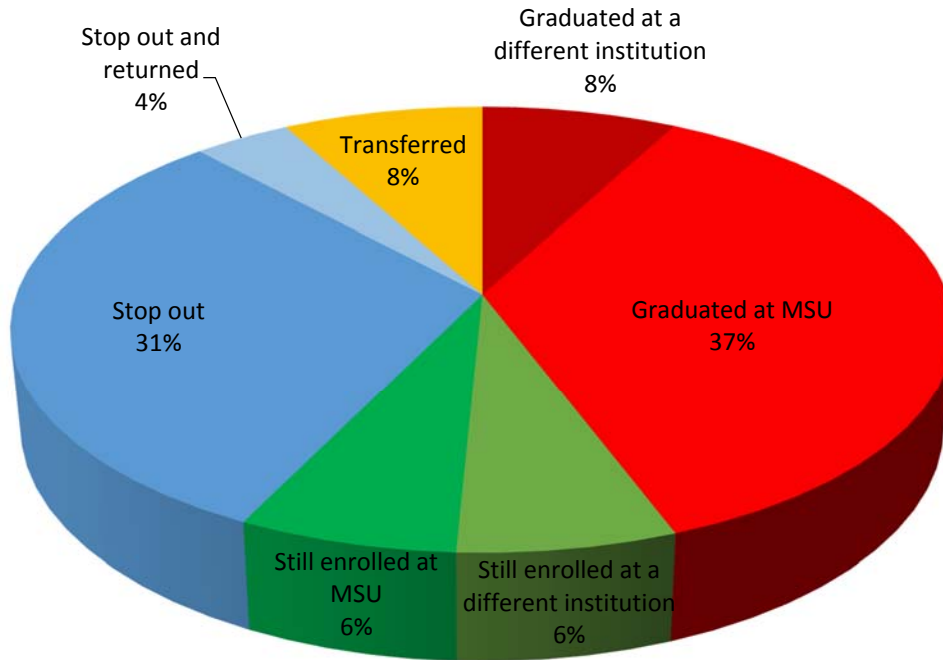
- Formed as a result of Strategic Enrollment Management (SEM) project
- Comprised of :
 - IR Office (Cari Olson)
 - Registrar's Office (Rebecca Porter)
 - Enrollment Services Office (Erica Zeigler)
 - Center for Extended Learning (Jolina Miller)
 - Financial Aid (Laurie Weber)
- Cohort Analysis
 - The concept of this report is to track cohort student enrollment through graduation
 - Data Metrics found that although we have Hobson's this only tracks Inquiry to 1st year enrollment
 - Due to lack of software Data Metric creates this report manually
 - Summer 2015 the following cohorts were ran and compiled
 - 2009
 - 2010
 - 2011
 - 2012
 - 2013
 - 2014
 - Additional Variables were brought in:
 - Credits attempted
 - Credits completed
 - Retention
 - Graduation
 - Student Tracker- National Student Clearing House Information (ran summer 2015)
 - Data Metrics created a Student Status Column based on Student Tracker
 - Graduated at a different institution
 - Graduated at MSU
 - Still enrolled at a different institution
 - Still enrolled at MSU
 - Stopped Out
 - Stopped Out and Returned
 - Transferred to another institution
- It is the intent of the Data Metrics team to update the Student Cohort each summer once graduation data has been processed and available through Student Tracker

2009 Cohort



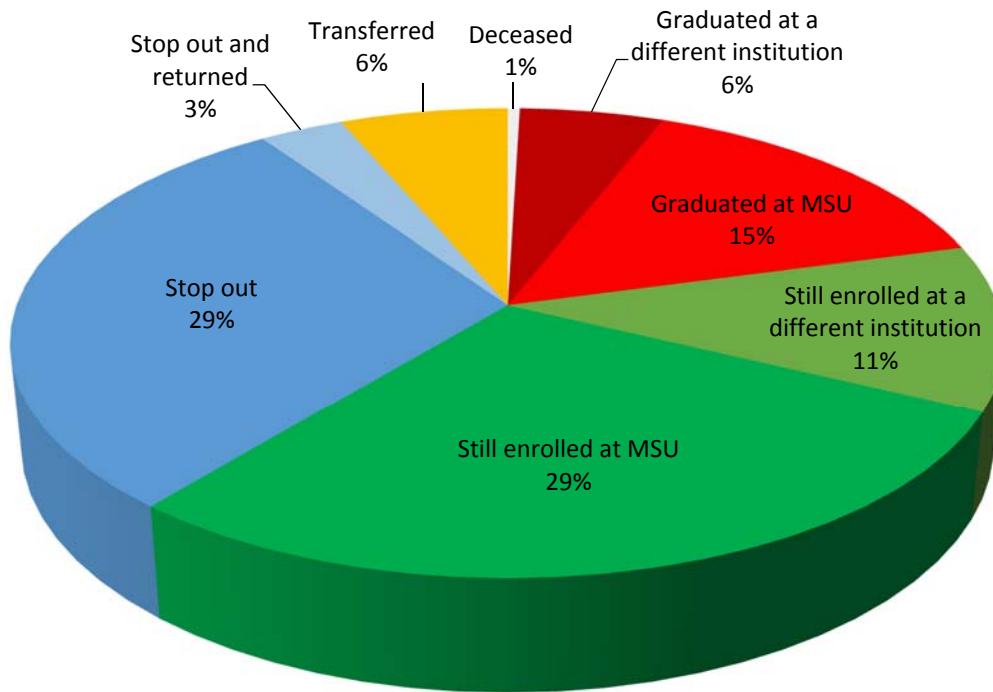
2009 Cohort Status	# Students	%
Deceased	1	0.24%
Graduated at a different institution	56	13.37%
Graduated at MSU	176	42.00%
Still enrolled at a different institution	16	3.82%
Still enrolled at MSU	11	2.63%
Stop out	109	26.01%
Stop out and returned	12	2.86%
Transferred	38	9.07%
Grand Total	419	100.00%

2010 Cohort

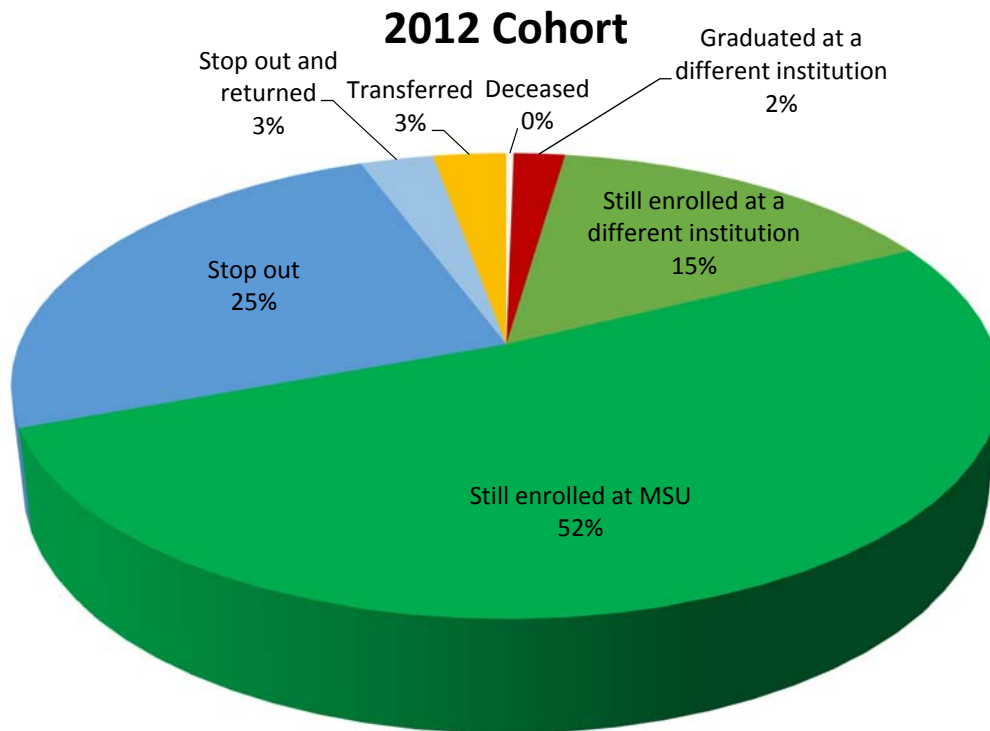


2010 Cohort Status	#	%
Graduated at a different institution	36	7.78%
Graduated at MSU	169	36.50%
Still enrolled at a different institution	30	6.48%
Still enrolled at MSU	30	6.48%
Stop out	143	30.89%
Stop out and returned	18	3.89%
Transferred	37	7.99%
Grand Total	463	100.00%

2011 Cohort

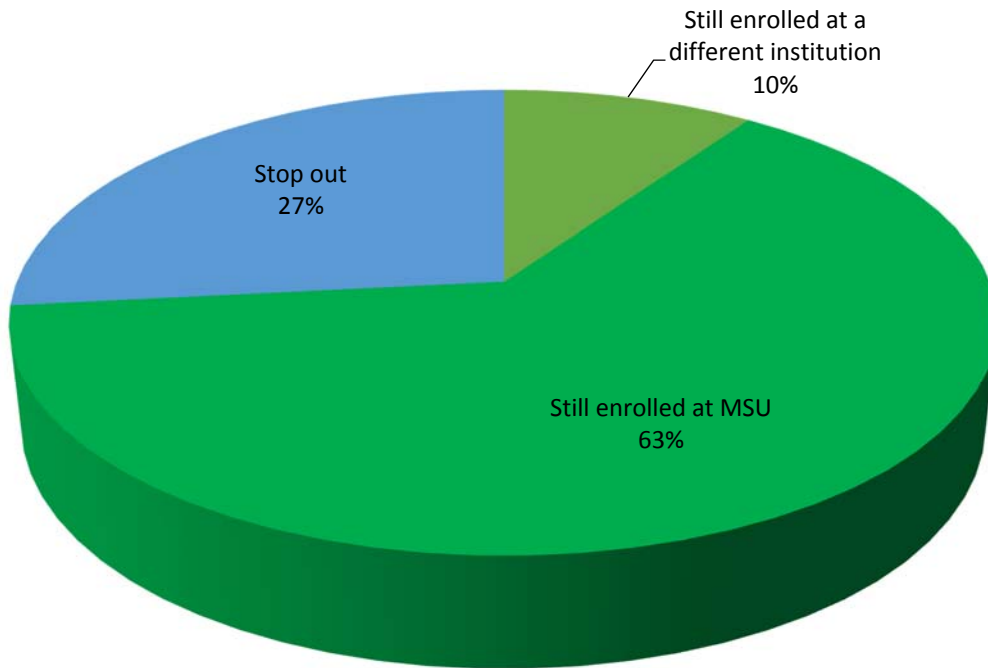


2011 Cohort Status	#	%
Deceased	2	0.46%
Graduated at a different institution	24	5.48%
Graduated at MSU	65	14.84%
Still enrolled at a different institution	50	11.42%
Still enrolled at MSU	126	28.77%
Stop out	129	29.45%
Stop out and returned	14	3.20%
Transferred	28	6.39%
Grand Total	438	100.00%



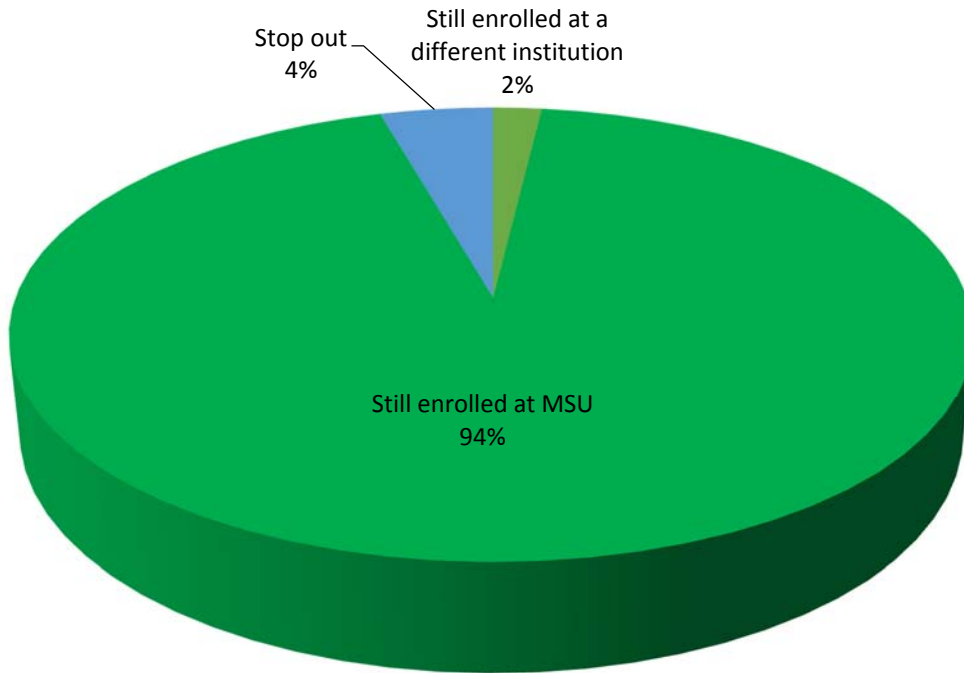
2012 Cohort Status	#	%
Deceased	1	0.28%
Graduated at a different institution	7	1.99%
Still enrolled at a different institution	54	15.34%
Still enrolled at MSU	182	51.70%
Stop out	88	25.00%
Stop out and returned	10	2.84%
Transferred	10	2.84%
Grand Total	352	100.00%

2013 Cohort



2013 Cohort Status	#	%
Still enrolled at a different institution	34	9.74%
Still enrolled at MSU	222	63.61%
Stop out	93	26.65%
Grand Total	349	100.00%

2014 Cohort



2014 Cohort Status	#	%
Still enrolled at a different institution	6	1.90%
Still enrolled at MSU	296	93.67%
Stop out	14	4.43%
Grand Total	316	100.00%