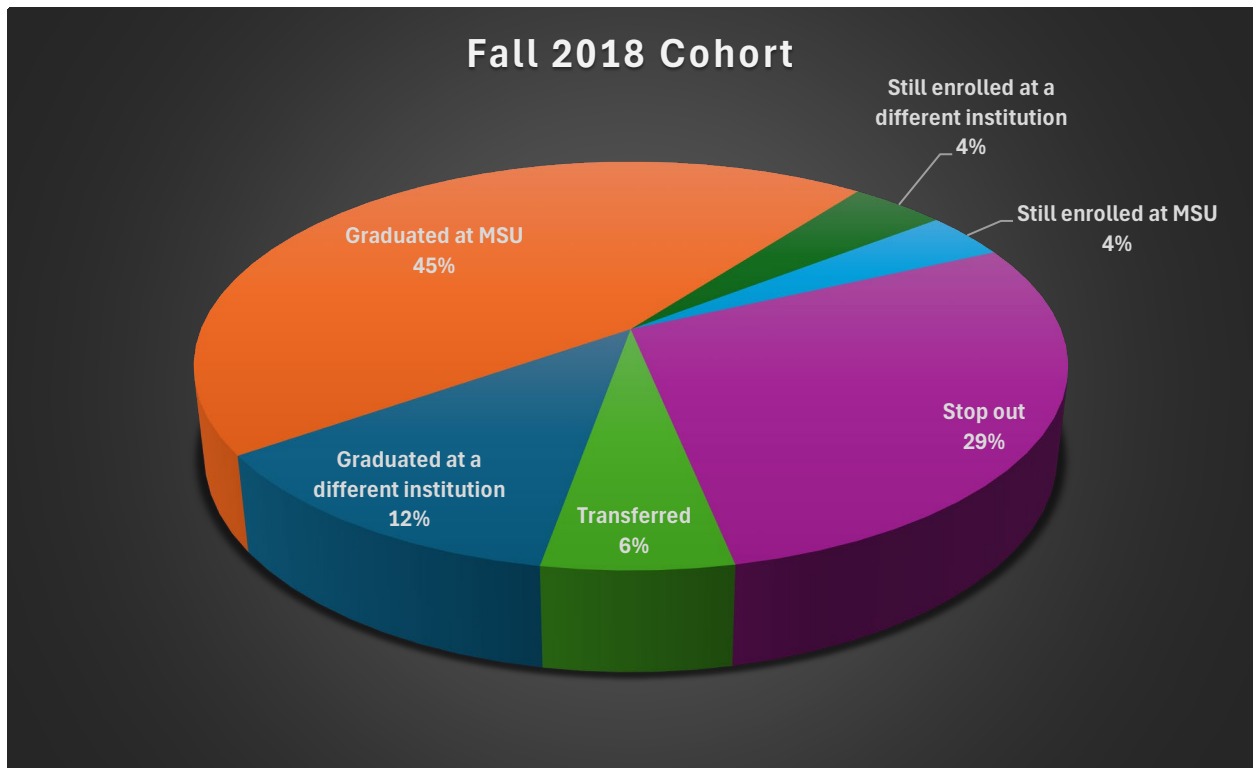


2024 DATA METRICS COHORT REPORT

DATA METRICS

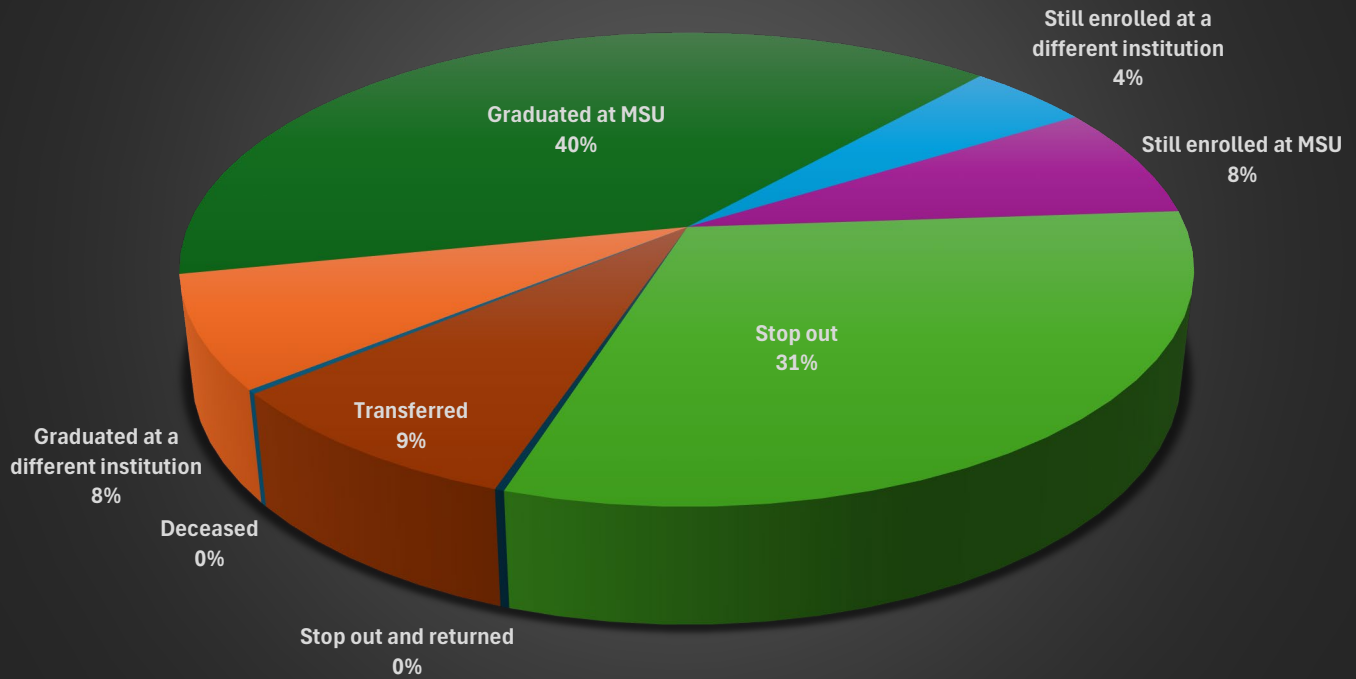
- Formed as a result of Strategic Enrollment Management (SEM) project
- Comprised of:
 - IR Office (Cari Olson)
 - Registrar's Office (Rebecca Ringham)
- Cohort Analysis
 - The concept of this report is to track cohort student enrollment through graduation
 - Data Metrics found that although we have Target X this only tracks Inquiry to 1st year enrollment
 - Due to lack of software Data Metrics creates this report manually
 - Summer 2024 the following cohorts were ran and compiled
 - 2018
 - 2019
 - 2020
 - 2021
 - 2022
 - 2023
 - Additional Variables were brought in:
 - Credits attempted
 - Credits completed
 - Retention
 - Graduation
 - Student Tracker- National Student Clearing House Information (ran summer 2024)
 - Data Metrics created a Student Status Column based on Student Tracker
 - Graduated at a different institution
 - Graduated at MSU
 - Still enrolled at a different institution
 - Still enrolled at MSU
 - Stopped Out
 - Stopped Out and Returned
 - Transferred to another institution
 - Deceased
- It is the intent of the Data Metrics team to update the Student Cohort each summer once graduation data has been processed and available through Student Tracker.



Fall 2018 Cohort	#
Graduated at a different institution	48
Graduated at MSU	173
Still enrolled at a different institution	16
Still enrolled at MSU	14
Stop out	110
Transferred	23
Grand Total	384

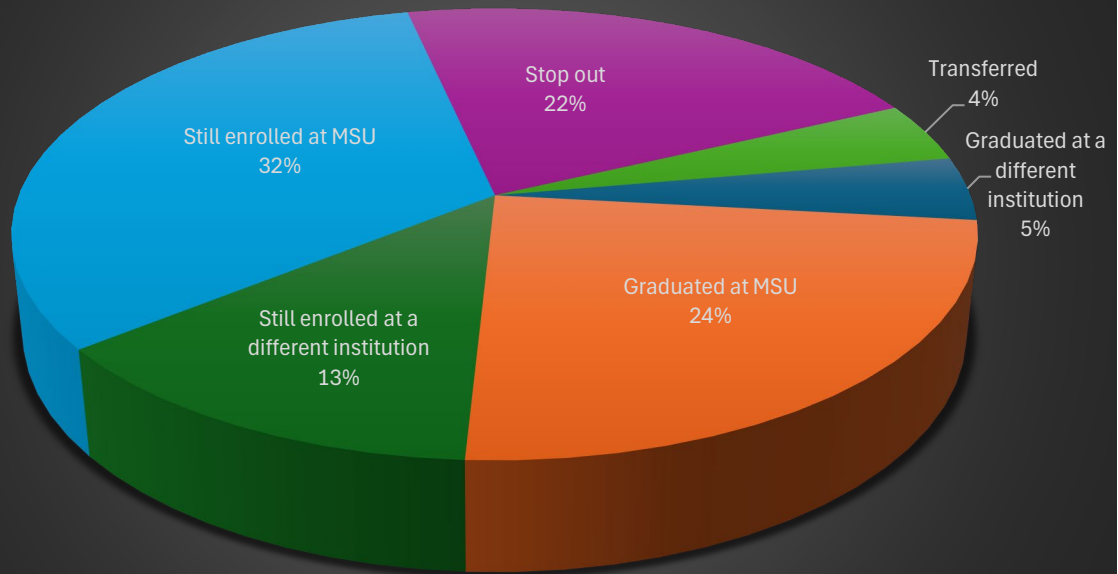
6 Year Graduation Rate= 45%

Fall 2019 Cohort



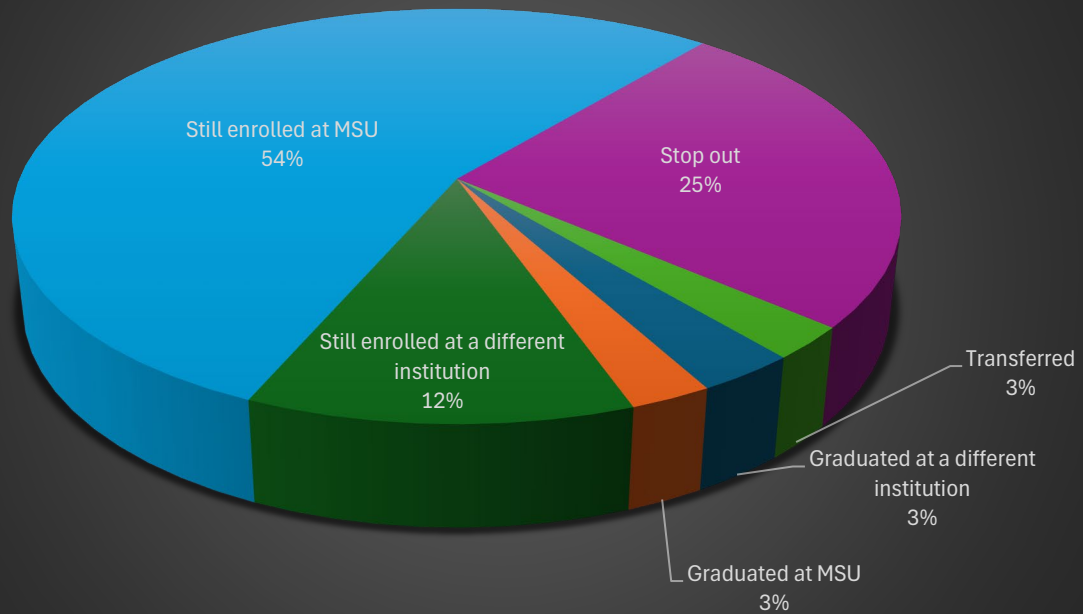
Fall 2019 Cohort	#
Deceased	1
Graduated at a different institution	30
Graduated at MSU	155
Still enrolled at a different institution	18
Still enrolled at MSU	30
Stop out	121
Stop out and returned	1
Transferred	34
Grand Total	390

Fall 2020 Cohort



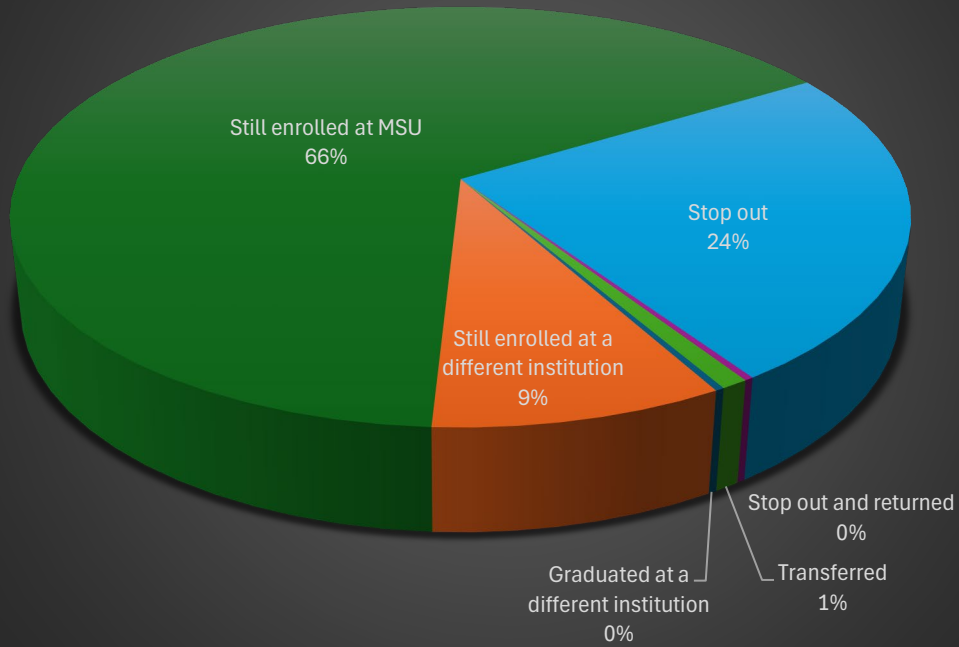
Fall 2020 Cohort	#
Graduated at a different institution	17
Graduated at MSU	90
Still enrolled at a different institution	50
Still enrolled at MSU	121
Stop out	80
Transferred	16
Grand Total	374

Fall 2021 Cohort

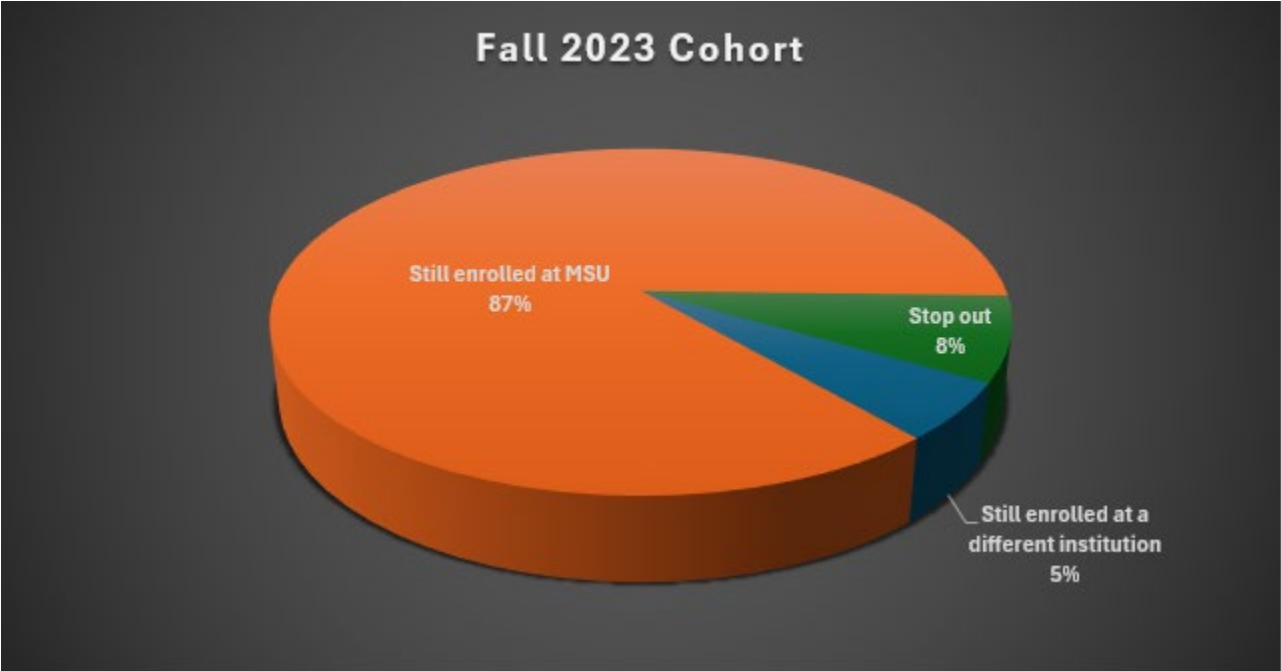


Fall 2021 Cohort	#
Graduated at a different institution	11
Graduated at MSU	9
Still enrolled at a different institution	42
Still enrolled at MSU	192
Stop out	89
Transferred	9
Grand Total	352

Fall 2022 Cohort



Fall 2022 Cohort	#
Graduated at a different institution	1
Still enrolled at a different institution	32
Still enrolled at MSU	235
Stop out	87
Stop out and returned	1
Transferred	3
Grand Total	359



Fall 2023 Cohort	#
Still enrolled at a different institution	19
Still enrolled at MSU	307
Stop out	28
Grand Total	354

Fall to Spring Persistence Rate =87%