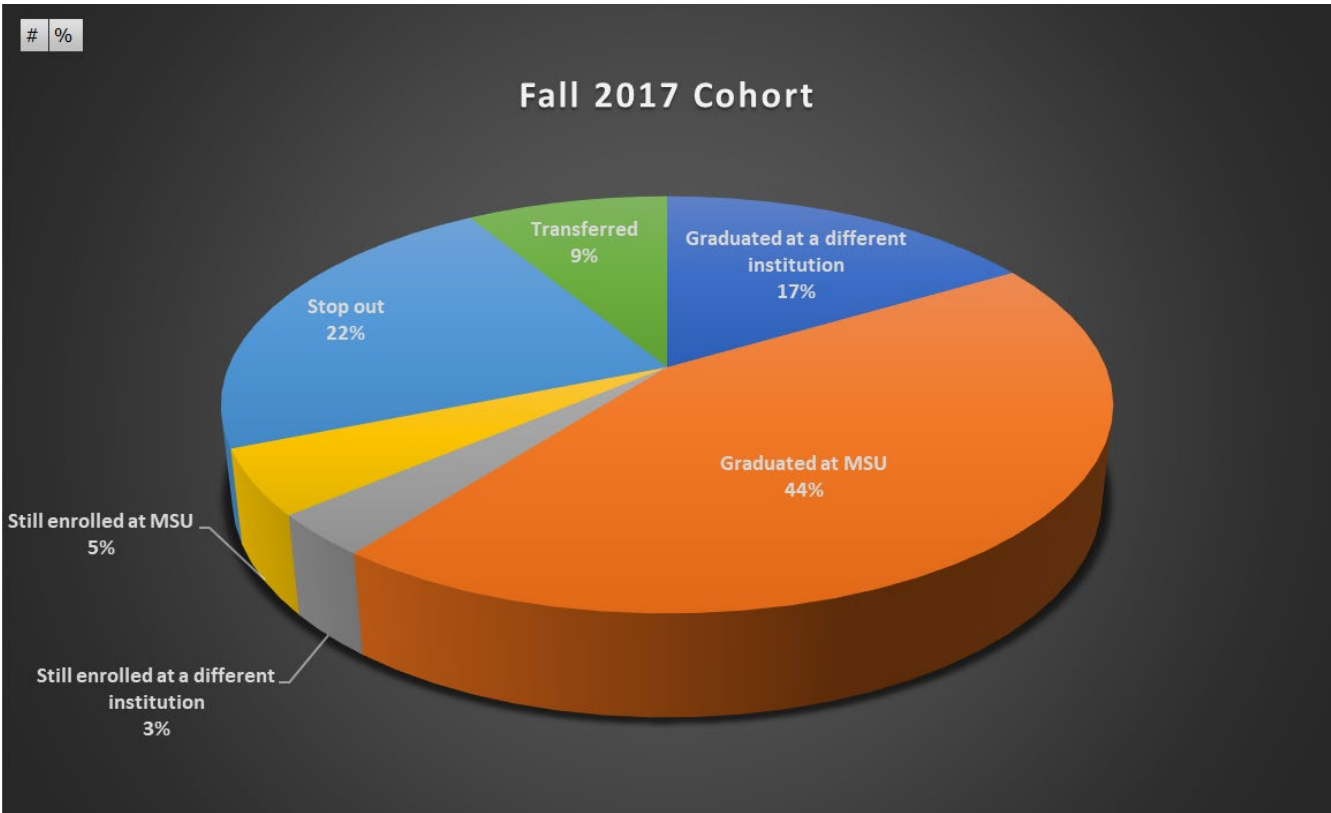


## 2023 DATA METRICS COHORT REPORT

### DATA METRICS

- Formed as a result of Strategic Enrollment Management (SEM) project
- Comprised of:
  - IR Office (Cari Olson)
  - Registrar's Office (Rebecca Ringham)
- Cohort Analysis
  - The concept of this report is to track cohort student enrollment through graduation
  - Due to lack of software Data Metrics creates this report manually
  - Summer 2023 the following cohorts were ran and compiled
    - 2017
    - 2018
    - 2019
    - 2020
    - 2021
    - 2022
  - Additional Variables were brought in:
    - Credits attempted
    - Credits completed
    - Retention
    - Graduation
    - Student Tracker- National Student Clearing House Information (ran summer 2023)
  - Data Metrics created a Student Status Column based on Student Tracker
    - Graduated at a different institution
    - Graduated at MSU
    - Still enrolled at a different institution
    - Still enrolled at MSU
    - Stopped Out
    - Stopped Out and Returned
    - Transferred to another institution
    - Deceased
- It is the intent of the Data Metrics team to update the Student Cohort each summer once graduation data has been processed and available through Student Tracker.

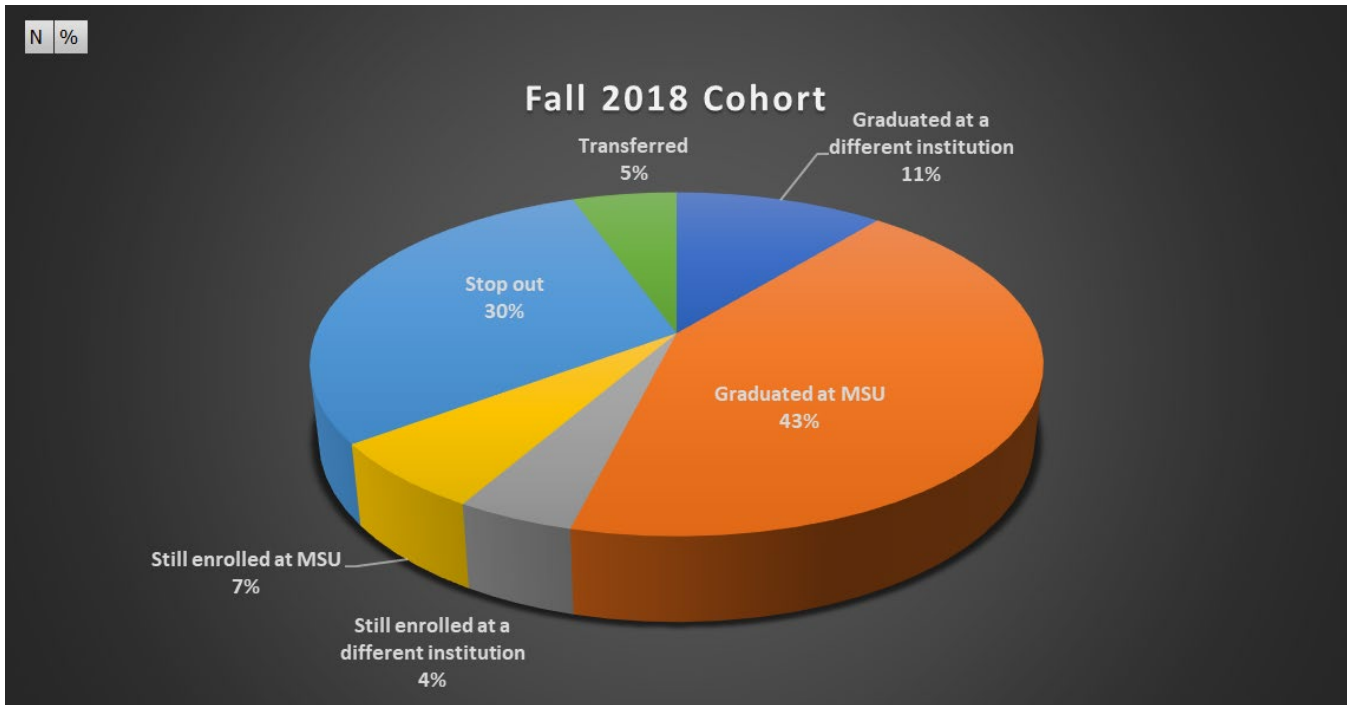
Fall 2017 Cohort Status	#	%
Graduated at a different institution	55	16.47%
Graduated at MSU	147	44.01%
Still enrolled at a different institution	11	3.29%
Still enrolled at MSU	17	5.09%
Stop out	75	22.46%
Transferred	29	8.68%
<b>Grand Total</b>	<b>334</b>	<b>100.00%</b>



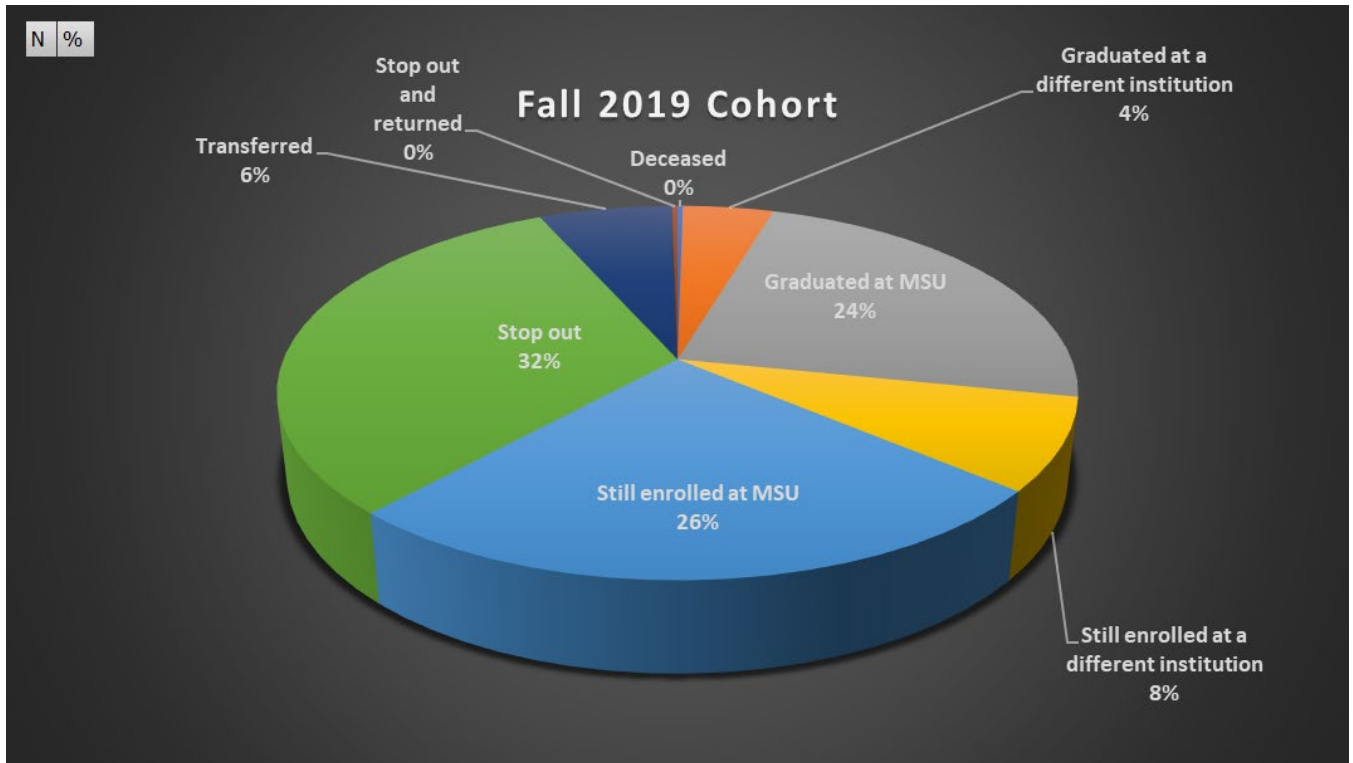
## 6 Year Graduation Rate= 44%

This is not official until Winter IPEDS Collection is complete

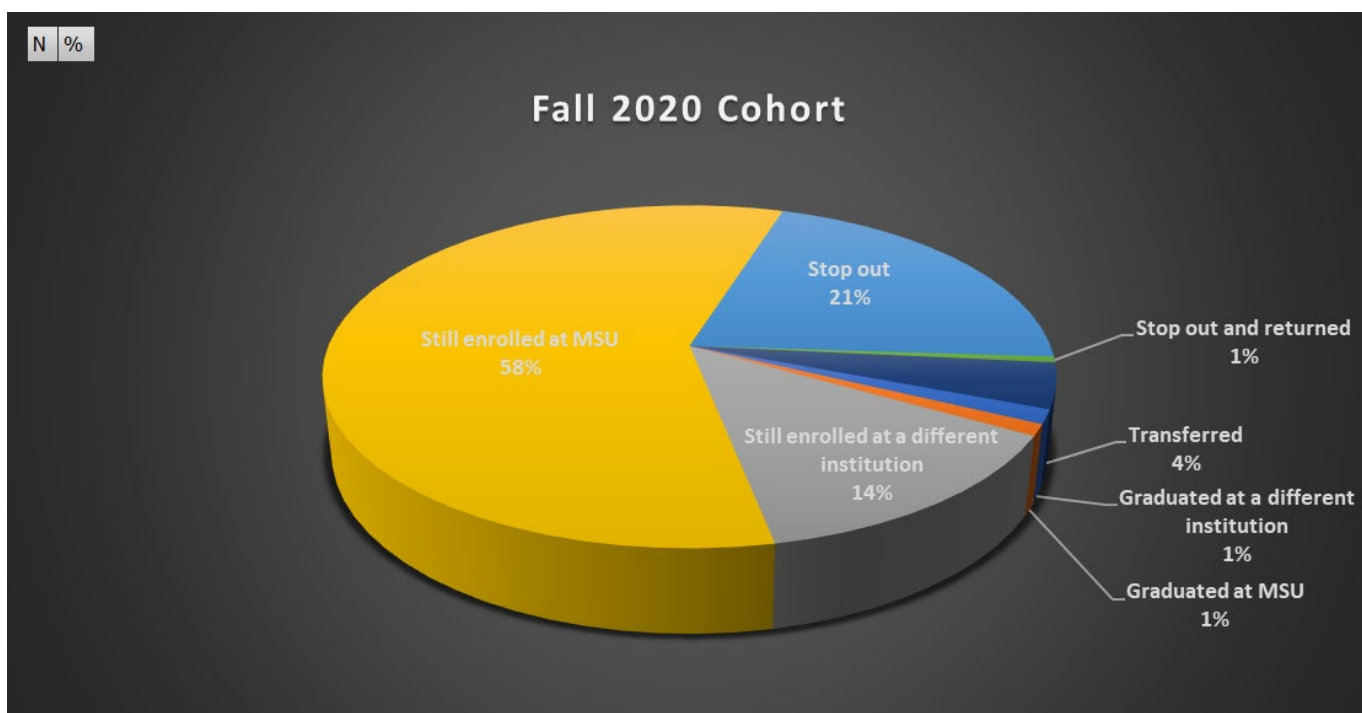
Fall 2018 Cohort Status	N	%
Graduated at a different institution	42	10.94%
Graduated at MSU	165	42.97%
Still enrolled at a different institution	17	4.43%
Still enrolled at MSU	25	6.51%
Stop out	114	29.69%
Transferred	21	5.47%
<b>Grand Total</b>	<b>384</b>	<b>100.00%</b>



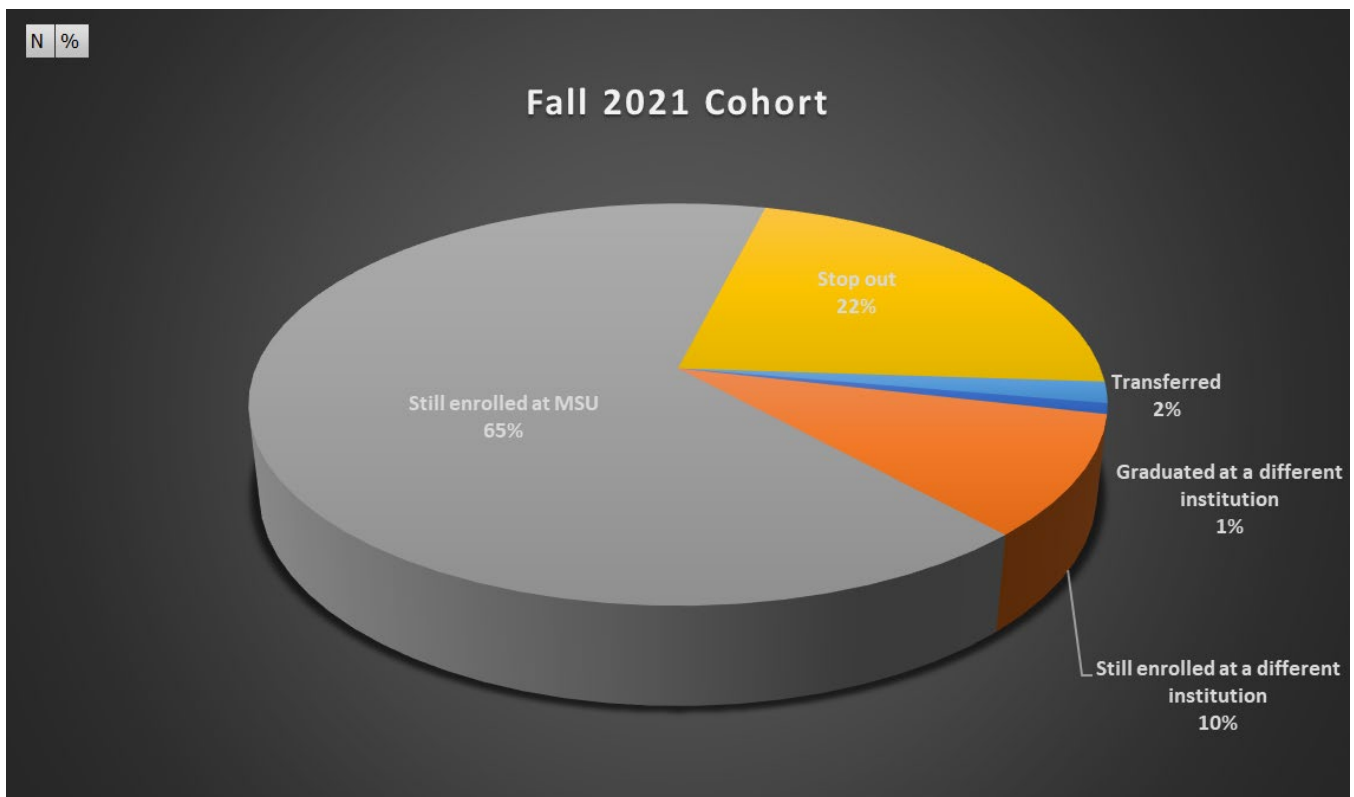
<b>Fall 2019 Cohort Status</b>	<b>N</b>	<b>%</b>
Deceased	1	0.26%
Graduated at a different institution	17	4.36%
Graduated at MSU	92	23.59%
Still enrolled at a different institution	31	7.95%
Still enrolled at MSU	100	25.64%
Stop out	123	31.54%
Transferred	25	6.41%
Stop out and returned	1	0.26%
<b>Grand Total</b>	<b>390</b>	<b>100.00%</b>



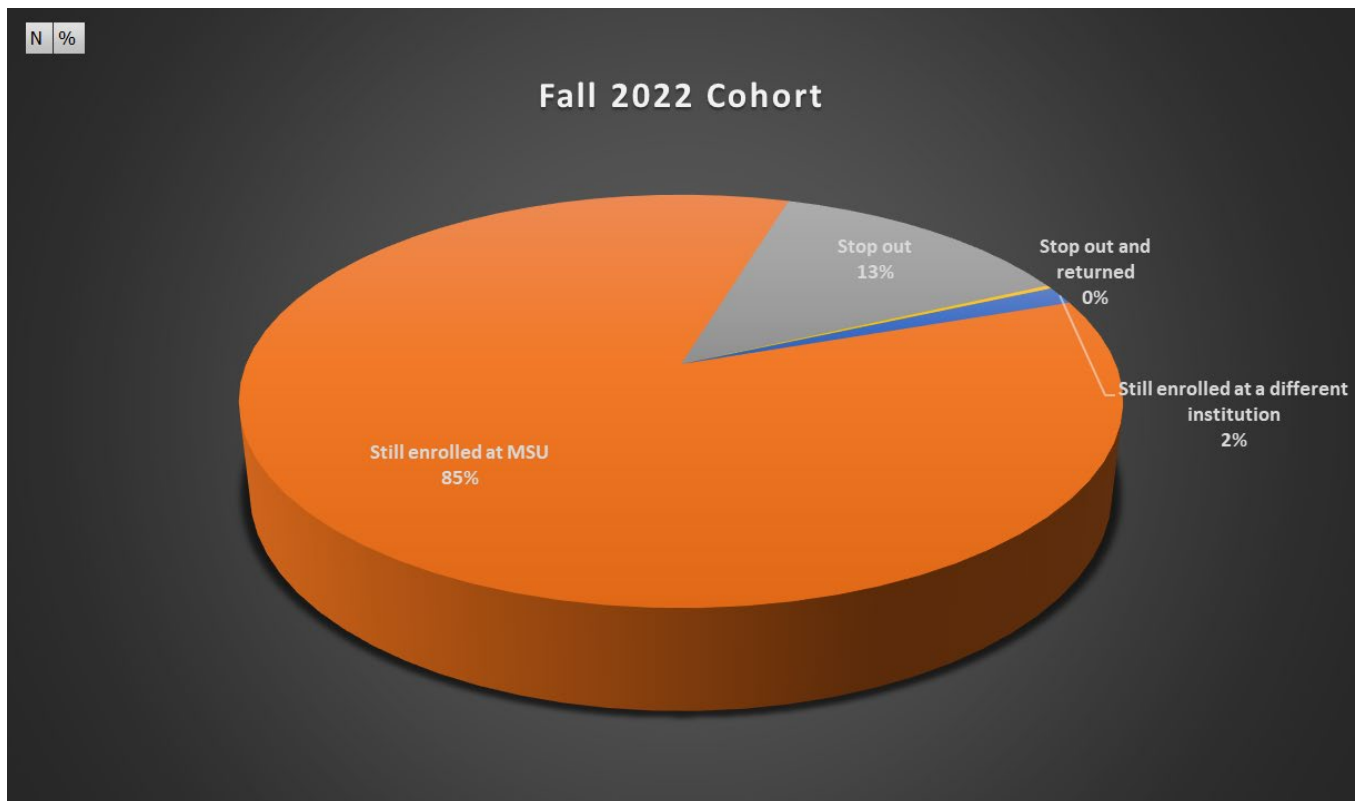
Fall 2020 Cohort Status	N	%
Graduated at a different institution	5	1.34%
Graduated at MSU	4	1.07%
Still enrolled at a different institution	51	13.64%
Still enrolled at MSU	217	58.02%
Stop out	79	21.12%
Stop out and returned	2	0.53%
Transferred	16	4.28%
<b>Grand Total</b>	<b>374</b>	<b>100.00%</b>



<b>Fall 2021 Cohort Status</b>	<b>N</b>	<b>%</b>
Graduated at a different institution	3	0.85%
Still enrolled at a different institution	34	9.66%
Still enrolled at MSU	231	65.63%
Stop out	78	22.16%
Transferred	6	1.70%
<b>Grand Total</b>	<b>352</b>	<b>100.00%</b>



Fall 2022 Cohort Status	N	%
Still enrolled at a different institution	5	1.39%
Still enrolled at MSU	305	84.96%
Stop out	48	13.37%
Stop out and returned	1	0.28%
<b>Grand Total</b>	<b>359</b>	<b>100.00%</b>



**Persistence Rate (Fall to Spring) = 85%**