

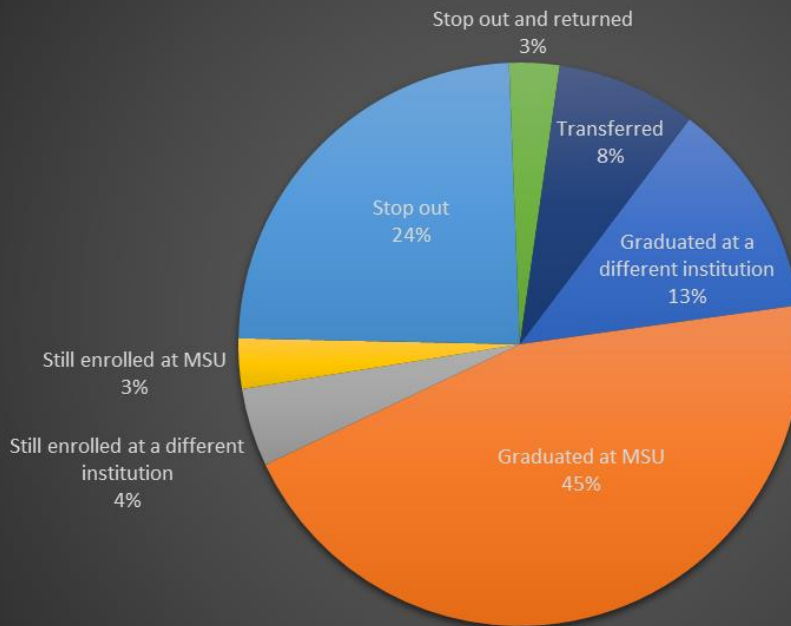
2022 DATA METRICS COHORT REPORT

DATA METRICS

- Formed as a result of Strategic Enrollment Management (SEM) project
- Comprised of:
 - IR Office (Cari Olson)
 - Registrar's Office (Rebecca Ringham)
 - Center for Extended Learning (Jolina Miller)
- Cohort Analysis
 - The concept of this report is to track cohort student enrollment through graduation
 - Data Metrics found that although we have Hobson's this only tracks Inquiry to 1st year enrollment
 - Due to lack of software Data Metrics creates this report manually
 - Summer 2022 the following cohorts were ran and compiled
 - 2016
 - 2017
 - 2018
 - 2019
 - 2020
 - 2021
 - Additional Variables were brought in:
 - Credits attempted
 - Credits completed
 - Retention
 - Graduation
 - Student Tracker- National Student Clearing House Information (ran summer 2022)
 - Data Metrics created a Student Status Column based on Student Tracker
 - Graduated at a different institution
 - Graduated at MSU
 - Still enrolled at a different institution
 - Still enrolled at MSU
 - Stopped Out
 - Stopped Out and Returned
 - Transferred to another institution
 - Deceased
- It is the intent of the Data Metrics team to update the Student Cohort each summer once graduation data has been processed and available through Student Tracker.

Fall 2016 Cohort Status	N	%
Graduated at a different institution	39	12.50%
Graduated at MSU	141	45.19%
Still enrolled at a different institution	14	4.49%
Still enrolled at MSU	9	2.88%
Stop out	75	24.04%
Stop out and returned	9	2.88%
Transferred	25	8.01%
Grand Total	312	100.00%

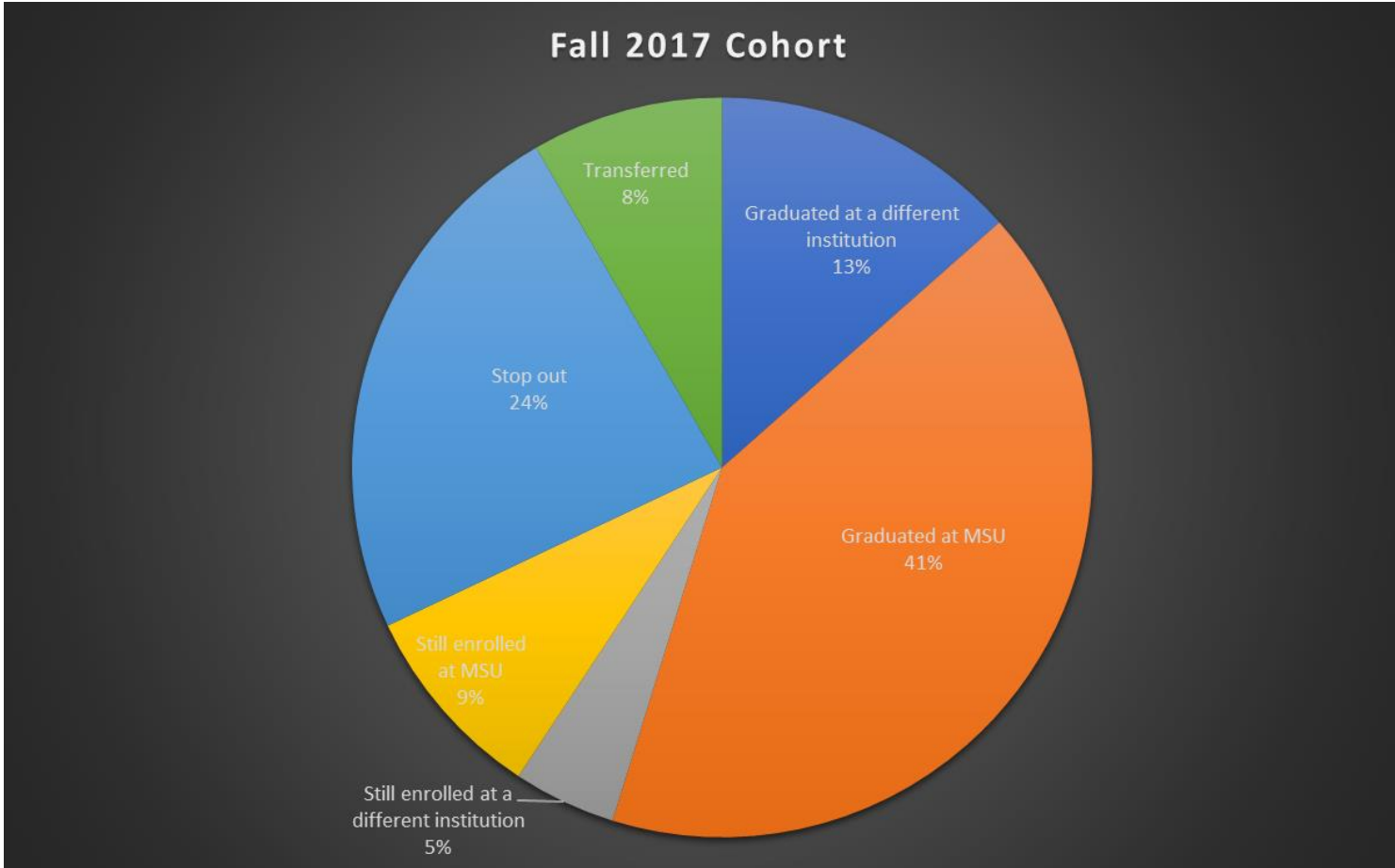
Fall 2016 Cohort



6 Year Graduation Rate= 45%

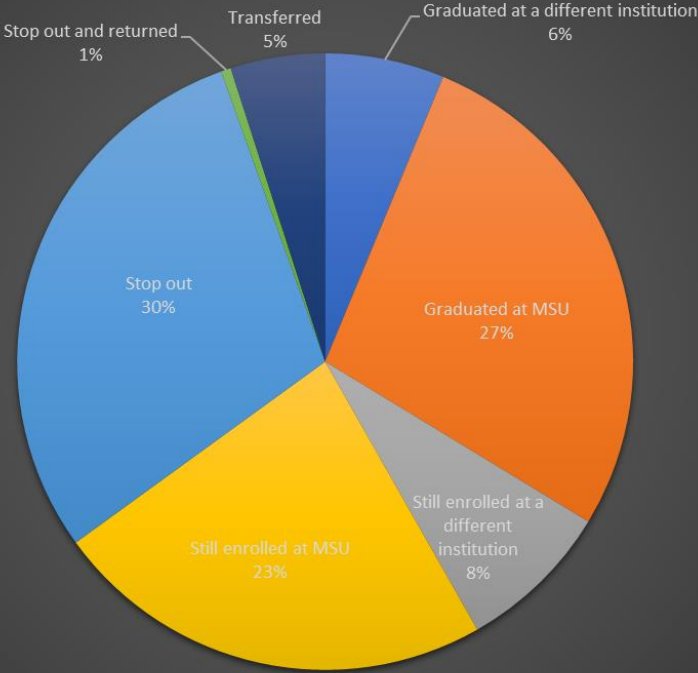
This is not official until Winter IPEDS Collection is complete

Fall 2017 Cohort	N	%
Graduated at a different institution	45	13.47%
Graduated at MSU	138	41.32%
Still enrolled at a different institution	15	4.49%
Still enrolled at MSU	29	8.68%
Stop out	79	23.65%
Transferred	28	8.38%
Grand Total	334	100.00%



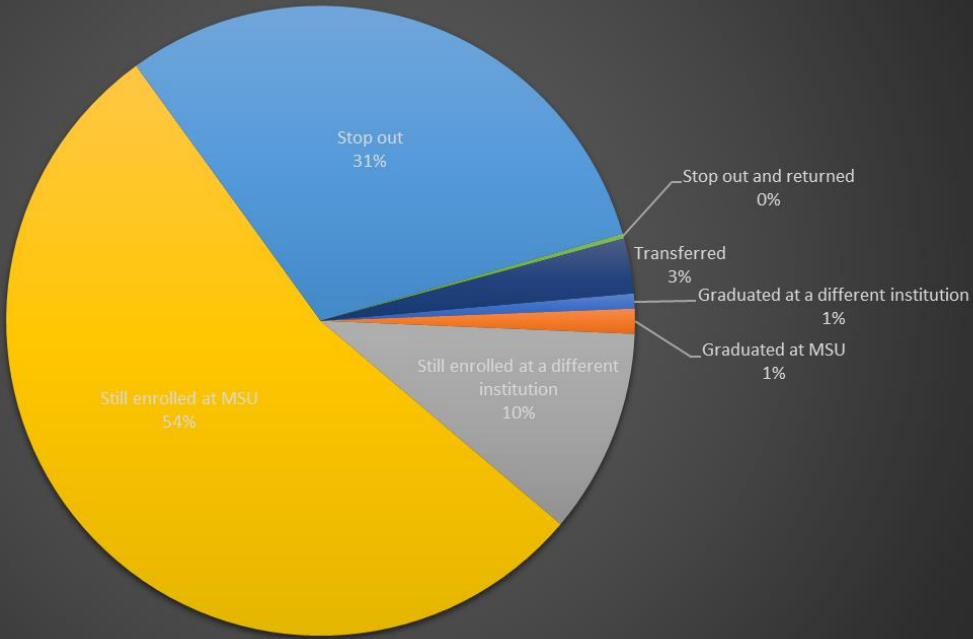
Fall 2018 Cohort	N	%
Graduated at a different institution	24	6.27%
Graduated at MSU	105	27.42%
Still enrolled at a different institution	31	8.09%
Still enrolled at MSU	89	23.24%
Stop out	113	29.50%
Stop out and returned	2	0.52%
Transferred	19	4.96%
Grand Total	383	100.00%

Fall 2018 Cohort



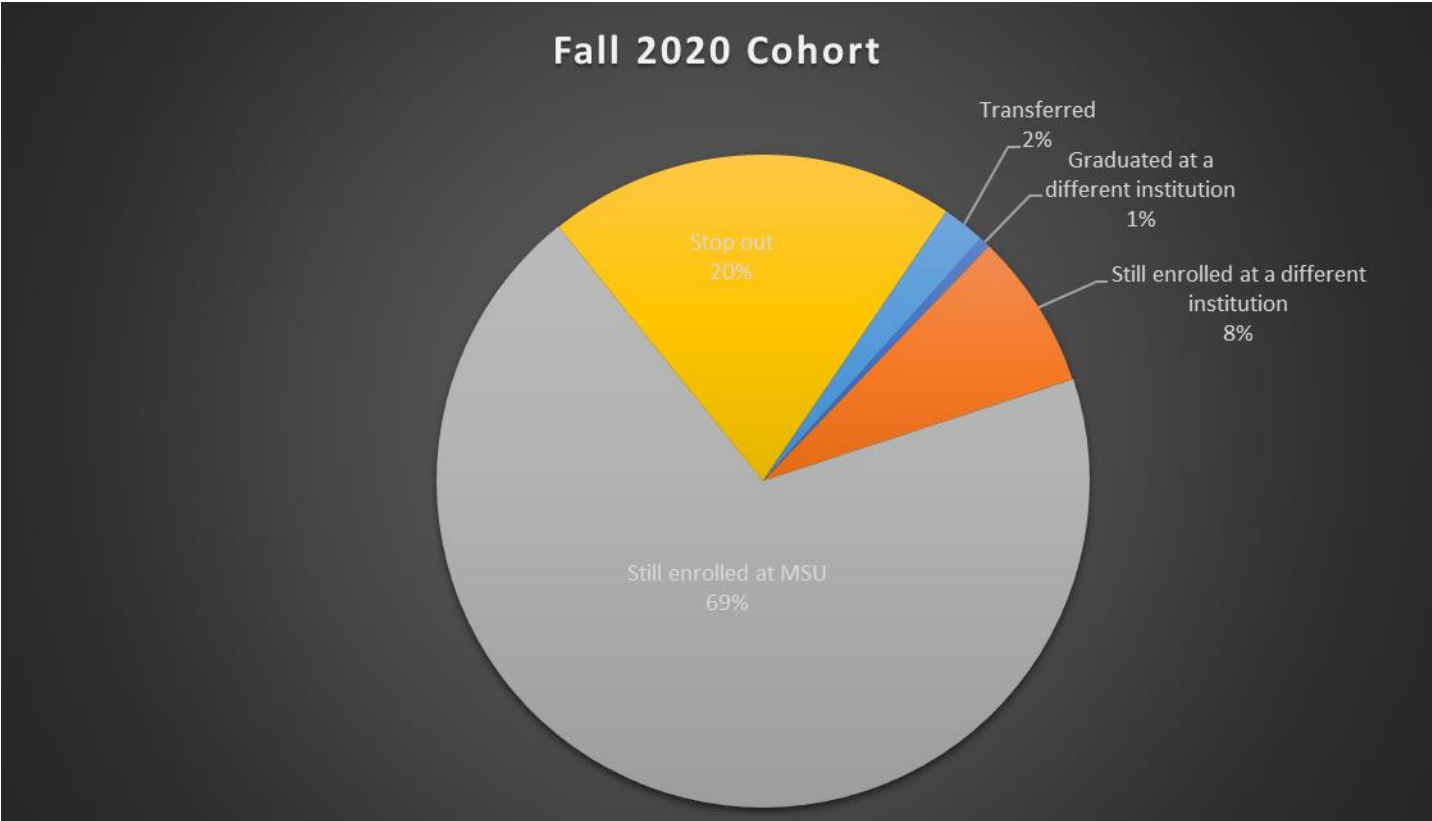
Fall 2019 Cohort	N	%
Graduated at a different institution	3	0.77%
Graduated at MSU	5	1.28%
Still enrolled at a different institution	41	10.51%
Still enrolled at MSU	210	53.85%
Stop out	119	30.51%
Stop out and returned	1	0.26%
Transferred	11	2.82%
Grand Total	390	100.00%

Fall 2019 Cohort

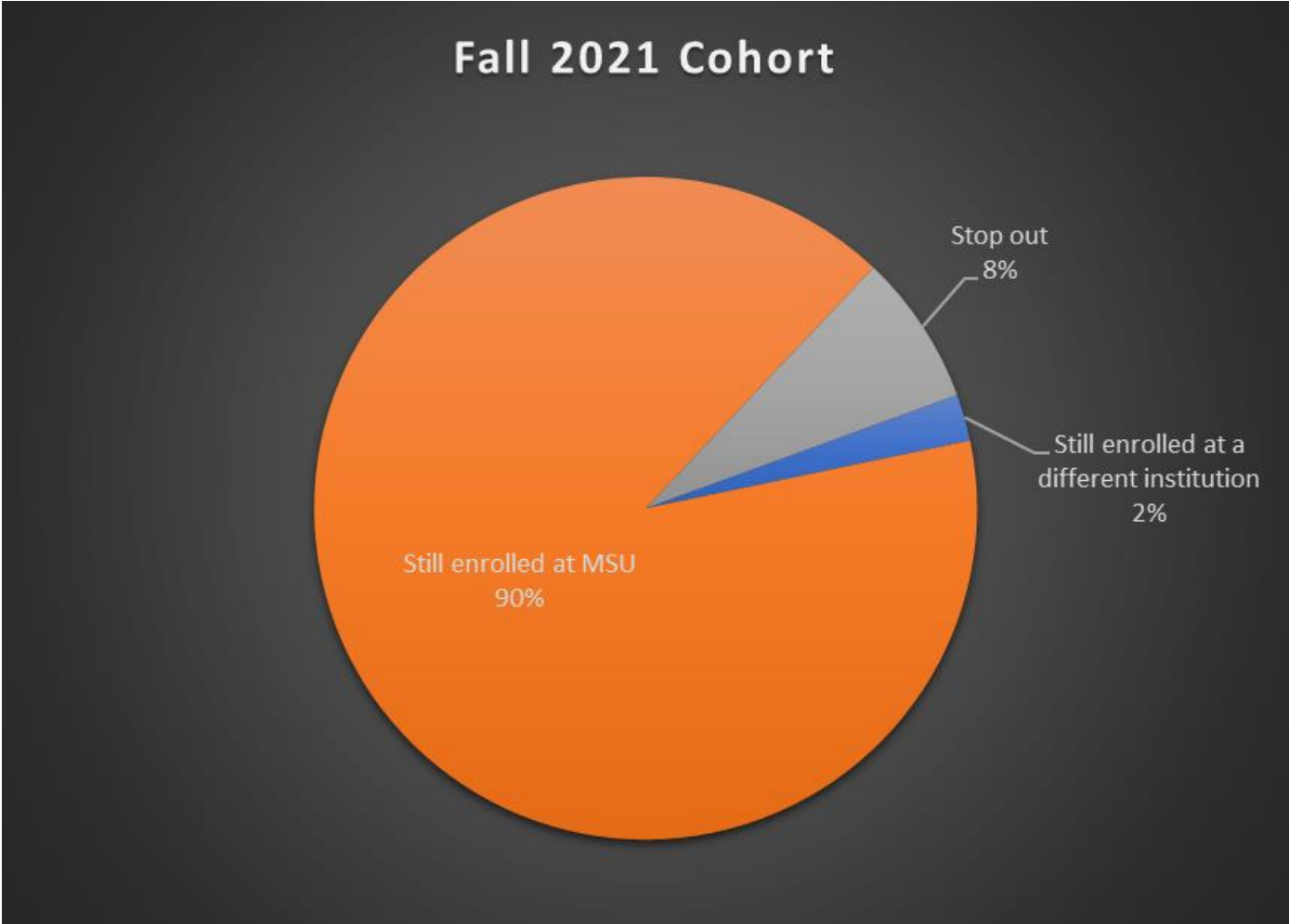


Values

Fall 2020 Cohort	N	%
Graduated at a different institution	2	0.53%
Still enrolled at a different institution	29	7.75%
Still enrolled at MSU	259	69.25%
Stop out	76	20.32%
Transferred	8	2.14%
Grand Total	374	100.00%



Fall 2021 Cohort	N	%
Still enrolled at a different institution	8	2.27%
Still enrolled at MSU	318	90.34%
Stop out	26	7.39%
Grand Total	352	100.00%



Persistence Rate (Fall to Spring) = 90%