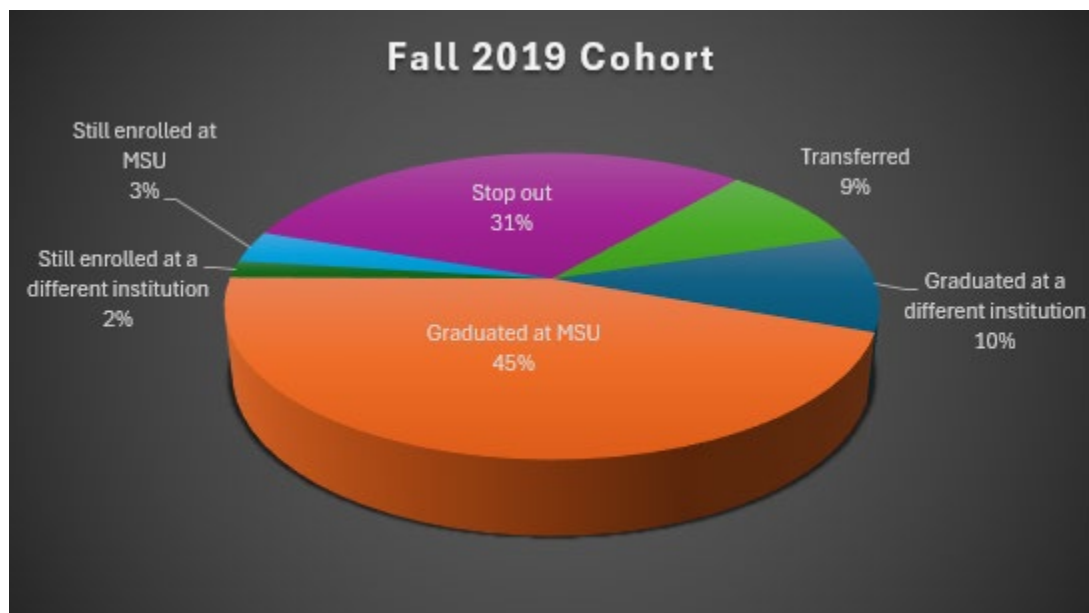


## **2025 DATA METRICS COHORT REPORT**

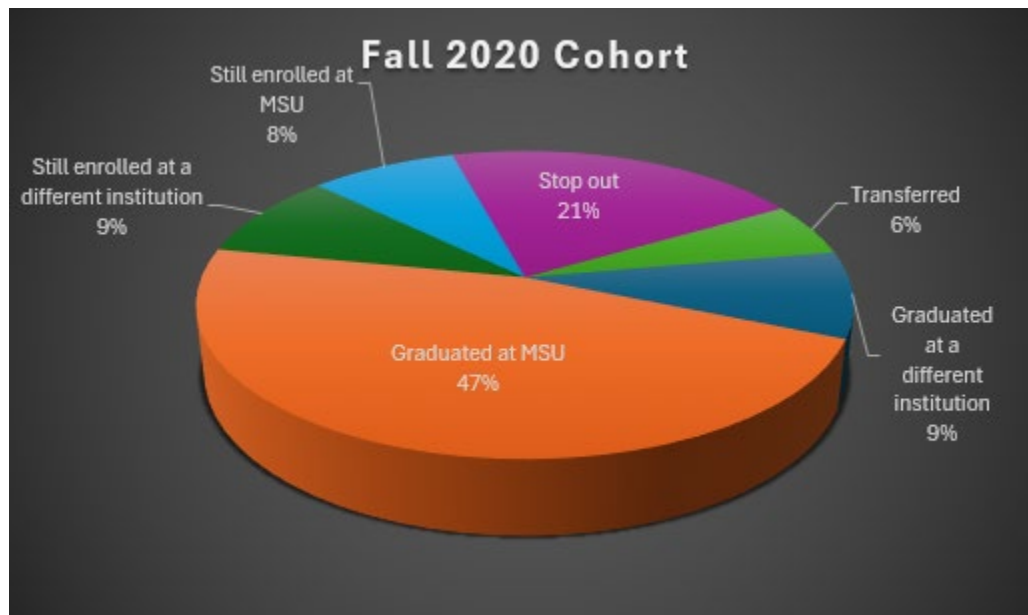
### **DATA METRICS**

- Formed as a result of Strategic Enrollment Management (SEM) project
- Comprised of:
  - IR Office (Cari Olson)
  - Registrar's Office (Rebecca Ringham)
- Cohort Analysis
  - The concept of this report is to track cohort student enrollment through graduation
  - Data Metrics found that although we have Target X this only tracks Inquiry to 1<sup>st</sup> year enrollment
  - Due to lack of software Data Metrics creates this report manually
  - Summer 2025 the following cohorts were ran and compiled
    - 2019
    - 2020
    - 2021
    - 2022
    - 2023
    - 2024
  - Additional Variables were brought in:
    - Retention
    - Graduation
    - Student Tracker- National Student Clearing House Information (ran summer 2025)
  - Data Metrics created a Student Status Column based on Student Tracker
    - Graduated at a different institution
    - Graduated at MSU
    - Still enrolled at a different institution
    - Still enrolled at MSU
    - Stopped Out
    - Stopped Out and Returned
    - Transferred to another institution
    - Deceased
- It is the intent of the Data Metrics team to update the Student Cohort each summer once graduation data has been processed and available through Student Tracker.



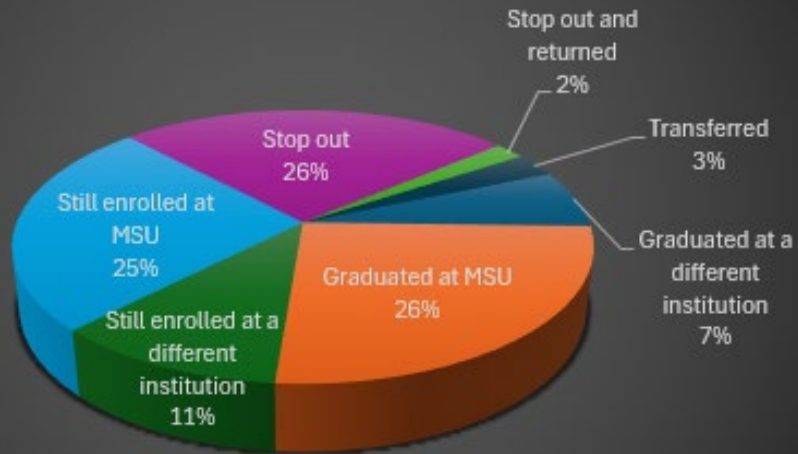
Fall 2019 Cohort	#
Graduated at a different institution	40
Graduated at MSU	174
Still enrolled at a different institution	7
Still enrolled at MSU	13
Stop out	121
Transferred	35
<b>Grand Total</b>	<b>390</b>

**6 Year Graduation Rate= 45%**

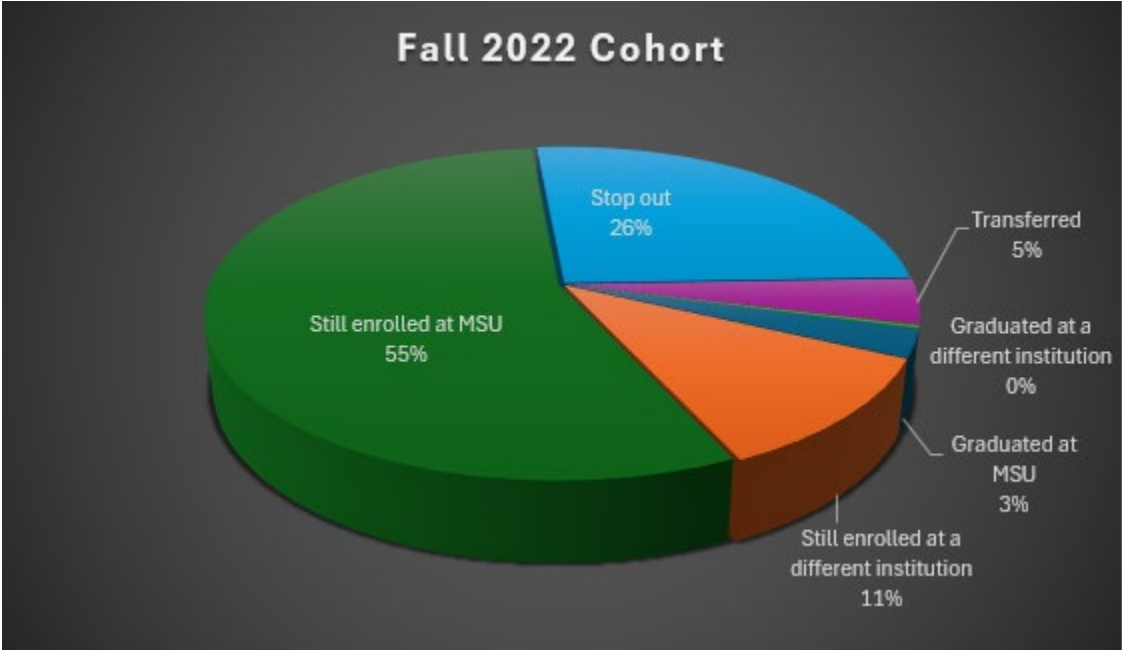


Fall 2020 Cohort	#
Graduated at a different institution	34
Graduated at MSU	175
Still enrolled at a different institution	34
Still enrolled at MSU	32
Stop out	78
Transferred	21
<b>Grand Total</b>	<b>374</b>

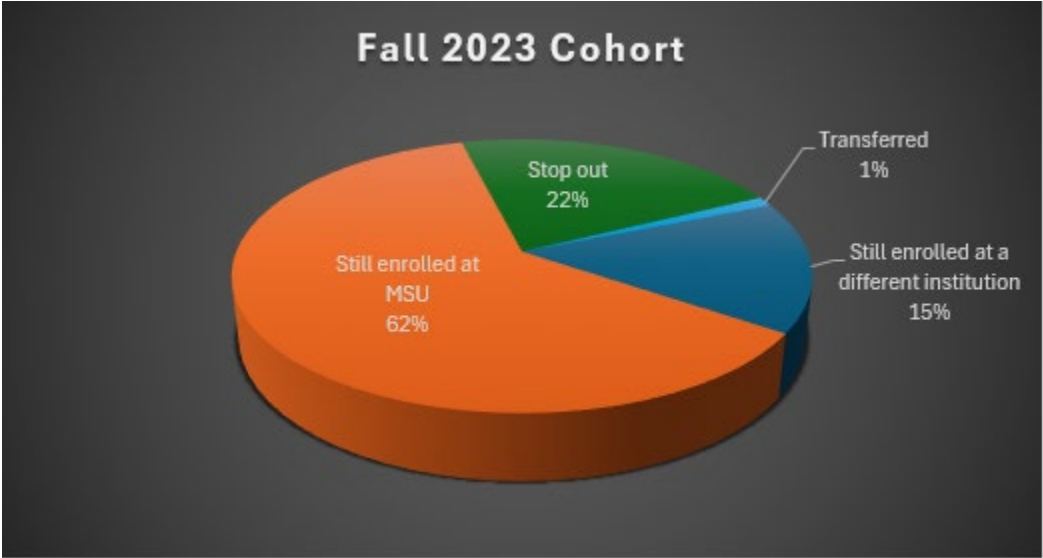
## Fall 2021 Cohort



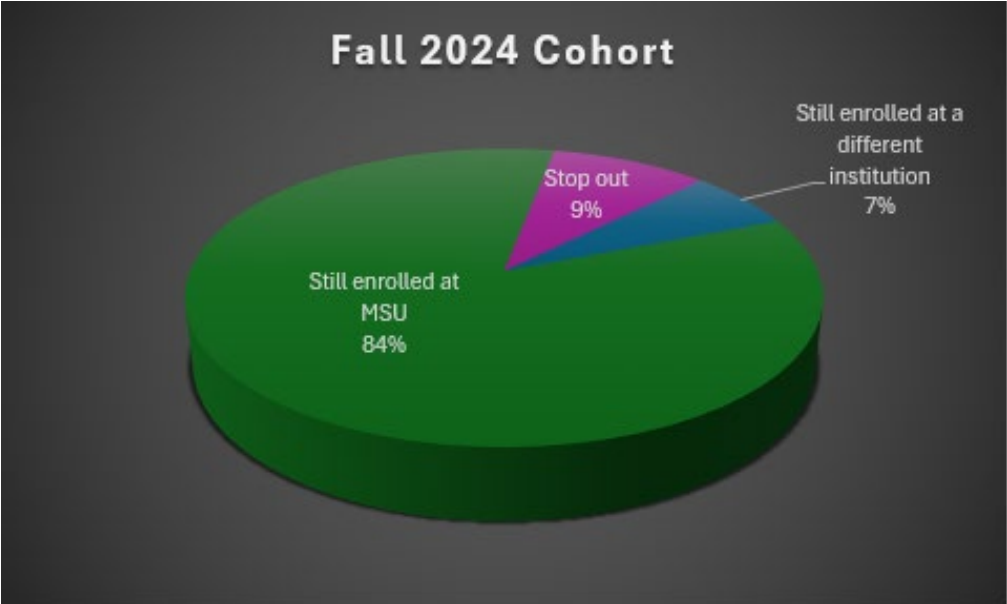
Fall 2021 Cohort	#
Graduated at a different institution	24
Graduated at MSU	91
Still enrolled at a different institution	39
Still enrolled at MSU	90
Stop out	91
Stop out and returned	7
Transferred	10
<b>Grand Total</b>	<b>352</b>



Fall 2022 Cohort	#
Graduated at MSU	10
Still enrolled at a different institution	40
Still enrolled at MSU	199
Stop out	93
Transferred	16
Graduated at a different institution	1
Grand Total	359



Fall 2023 Cohort	#
Still enrolled at a different institution	53
Still enrolled at MSU	220
Stop out	77
Transferred	4
Grand Total	354



Fall 2024 Cohort	#
Still enrolled at a different institution	22
Still enrolled at MSU	284
Stop out	32
Grand Total	338

Fall to Spring Persistence Rate = 84%