












Three-Year Reflection Table

Year 1 Fall Specific Recommendations Resulting from Assessment in Prior Year.	Year 2 Fall Specific Changes Implemented in Year 1 and Detailed Outcomes of those Changes. Specific Recommendations Resulting from Assessment in Year 1.	Year 3 Fall Specific Changes Implemented in Year 2 and Detailed Outcomes of those Changes. Specific Recommendations Resulting from Assessment in Year 2.
<div>Describe outcome results </div> <div>Indicate that evidence is driving a decision </div> <div>Describe strategy informed by evidence </div>	<div>Describe implementation of strategy </div> <div>Describe outcome results </div> <div>Indicate that evidence is driving a decision </div> <div>Describe strategy informed by evidence </div>	<div>Describe implementation of strategy </div> <div>Describe outcome results </div> <div>Indicate that evidence is driving a decision </div> <div>Describe strategy informed by evidence </div>

Outcome X

Three-Year Reflection Table Elements Diagram

