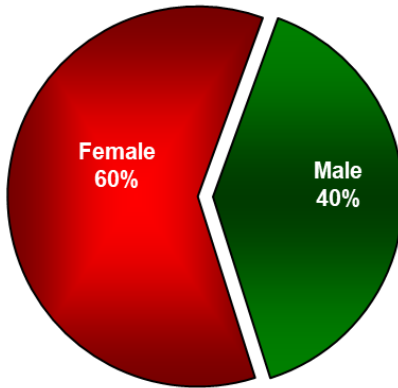


## ***Enrollment by Gender***

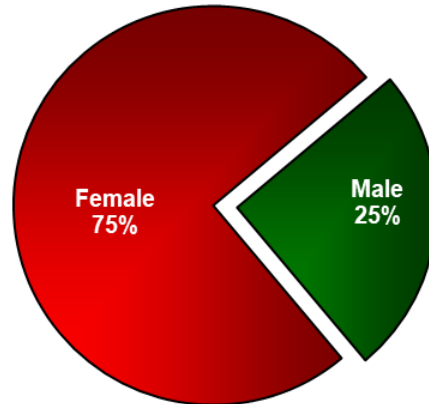
*Full-time - Enrolled in 12-24 Semester Hours*

*Part-time-Enrolled in 1-11 Semester Hours*

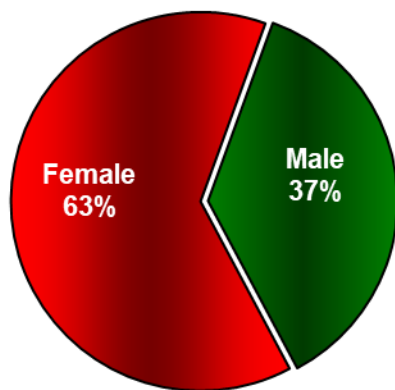
**Undergraduate FT Enrollment**



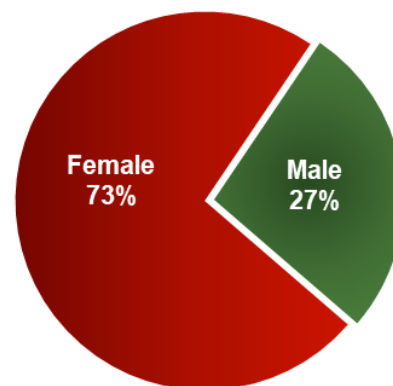
**Graduate FT Enrollment**



**Undergraduate PT Enrollment**



**Graduate PT Enrollment**



Source: NDUHSRA- Headcounts and FTE Enrollments Pg. 5 Institution Totals- Registrar's Office 4<sup>th</sup> Week Official Enrollment Report